

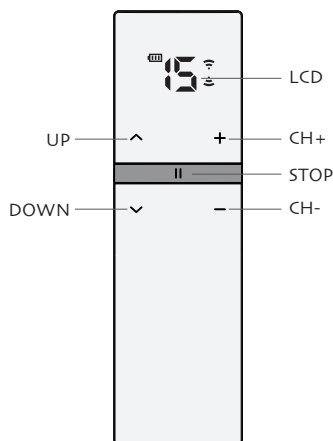
DD7402H DD7402HB

15-channel Emitter
Instruction

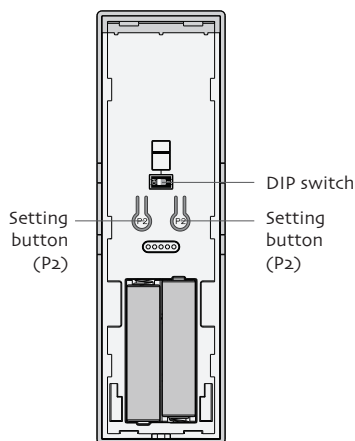
Version: A/00

Instruction of Buttons

Note: If you need to replace the battery, slide the back cover down to open it.



DD7402HB DD7402H
15-channel emitter



DD7402HB DD7402H
Back

Technical specification

Battery: 3VDC (AAA battery × 2)	Battery life: >2 years
Radio frequency: 433.92MHz	Working temperature: -10℃~+50℃
Radio range: Outdoor > 200 meters, Indoor > 35 meters	

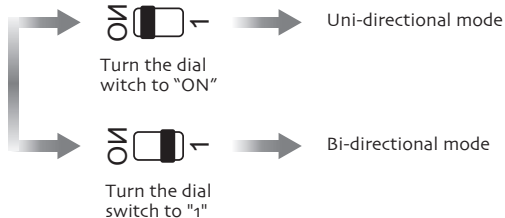
Warning

- 1, Emitter couldn't expose to moisture or be struck heavily, or else the emitter life will be affected.
- 2, During use, if you notice a significant decrease in the remote control distance, reduced sensitivity, or the battery icon flashing on the screen, please check whether the battery needs to be replaced.
- 3, If the voltage is less than 2.65V, there will be a low voltage indication.
- 4, If you press any button more than 20s, the emitter will stop sending radio signals.
- 5, It's forbidden to use different type battery to avoid any dangerous risk.
- 6, Dispose of used batteries properly.

DIP Switch Function

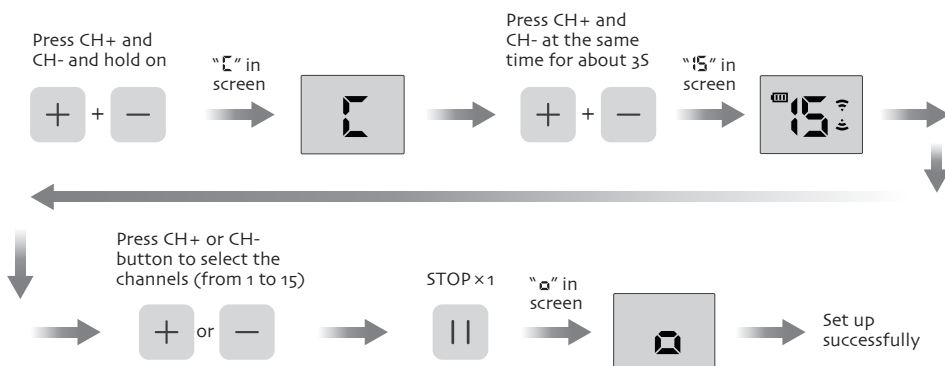
Note: The factory defaults to "1" and defaults to bidirectional mode.

Using tools to toggle the DIP switch



Set Number of Channels

Note: 1, In the setting status, press UP or DOWN button to exit quickly.
2, Repeat the same process if you want to adjust the number of channels.



RF exposure statement

This equipment complies with the FCC radiation exposure limits set forth for an uncontrolled environment. This transmitter must not be co-located or operating in conjunction with any other antenna or transmitter.

FCC Warning

This device complies with Part 15 of the FCC Rules.

Operation is subject to the following two conditions:

(1) This device may not cause harmful interference, and (2) this device must accept any interference received, including interference that may cause undesired operation.

Note 1: This equipment has been tested and found to comply with the limits for a Class B digital device, pursuant to part 15 of the FCC Rules. These limits are designed to provide reasonable protection against harmful interference in a residential installation. This equipment generates, uses and can radiate radio frequency energy and, if not installed and used in accordance with the instructions, may cause harmful interference to radio communications. However, there is no guarantee that interference will not occur in a particular installation. If this equipment does cause harmful interference to radio or television reception, which can be determined by turning the equipment off and on, the user is encouraged to try to correct the interference by one or more of the following measures:

- Reorient or relocate the receiving antenna.
- Increase the separation between the equipment and receiver.
- Connect the equipment into an outlet on a circuit different from that to which the receiver is connected.
- Consult the dealer or an experienced radio/TV technician for help.

NOTE 2: Any changes or modifications to this unit not expressly approved by the party responsible for compliance could void the user's authority to operate the equipment.