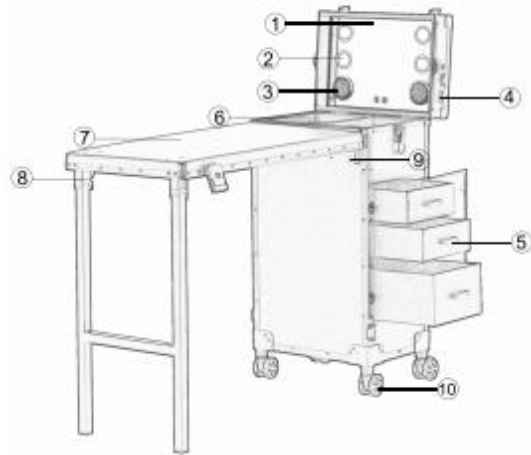


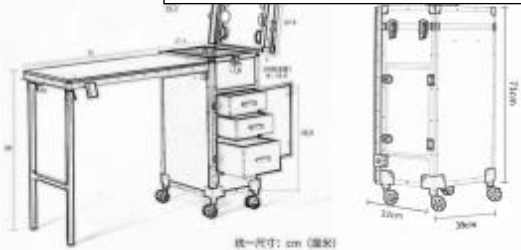
## Specification for rolling manicure table

### 便携式美甲桌使用说明书



Model	Size	Material
产品型号	规格	材质
AL3829	71*39*32cm	防火板+铝合金+PC桌面

Fireproof board+Aluminum frame+PC



统一尺寸: cm (厘米)

#### Function introduction



图①: 高清钢化玻璃镜

Picture 1:HD tempered glass mirror

图②和③: 三色LED灯和蓝牙音箱

Picture 2and 3:Tri-color LED lights and Bluetooth speaker

蓝牙按键:

Bluetooth bottom:Click to turn on Bluetooth,contact with device,play music.

灯光开关:

Light switch: The fist touch is white light source,the second is yellow ,the third is warm.

Picture 4:Three power interfaces



power outlet

power input port

power bank interface

Picture 6:Removable nail polish compartments

Picture 7: Polycarbonate board

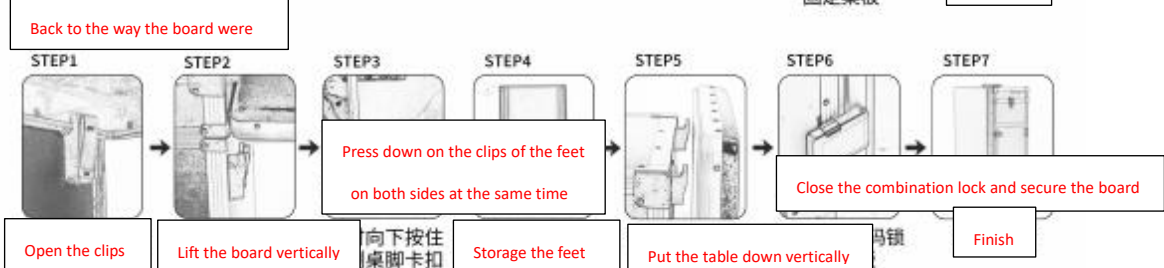
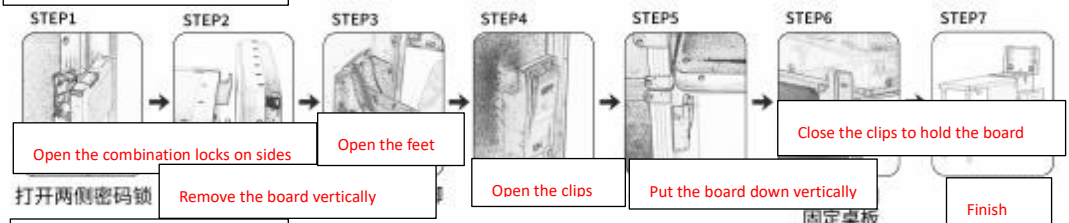
Picture 8:Folding design with springs

Picture 9:Clasp, used to hold the board

Picture 10:Removable universal wheels

图⑤: 可拆卸抽屉

#### Table assembly steps



## **FCC Warning**

This device complies with Part 15 of the FCC Rules. Operation is subject to the following two conditions:

(1) This device may not cause harmful interference, and (2) this device must accept any interference received, including interference that may cause undesired operation.

NOTE 1: This equipment has been tested and found to comply with the limits for a Class B digital device, pursuant to part 15 of the FCC Rules. These limits are designed to provide reasonable protection against harmful interference in a residential installation. This equipment generates, uses and can radiate radio frequency energy and, if not installed and used in accordance with the instructions, may cause harmful interference to radio communications. However, there is no guarantee that interference will not occur in a particular installation. If this equipment does cause harmful interference to radio or television reception, which can be determined by turning the equipment off and on, the user is encouraged to try to correct the interference by one or more of the following measures:

- Reorient or relocate the receiving antenna.
- Increase the separation between the equipment and receiver.
- Connect the equipment into an outlet on a circuit different from that to which the receiver is connected.
- Consult the dealer or an experienced radio/TV technician for help.

NOTE 2: Any changes or modifications to this unit not expressly approved by the party responsible for compliance could void the user's authority to operate the equipment.

The device has been evaluated to meet general RF exposure requirement. The device can be used in portable exposure condition without restriction.