

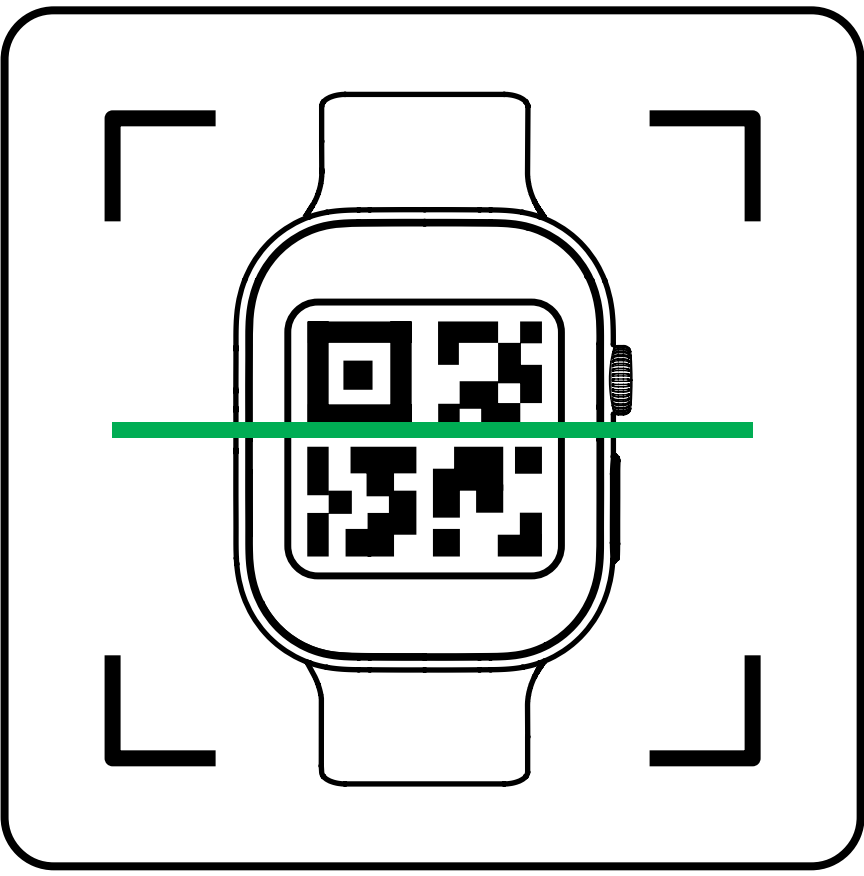
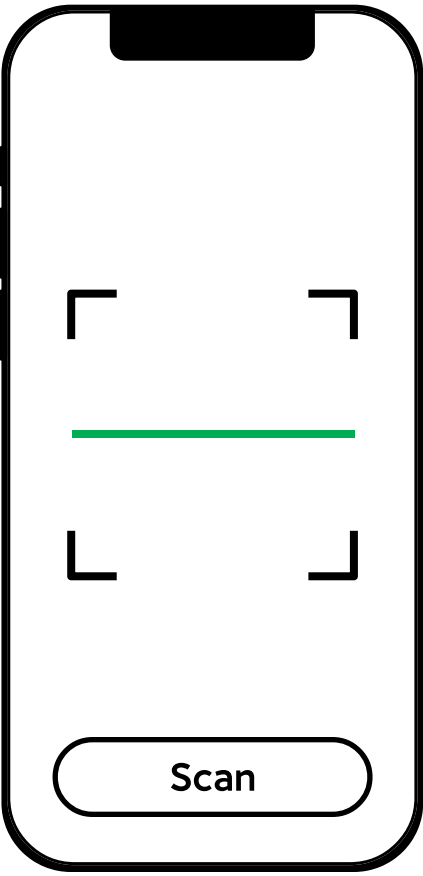
STARTED

a Download "iMuslim Pro" APP
Scan the QR code displayed at startup or scan the QR code below to download.

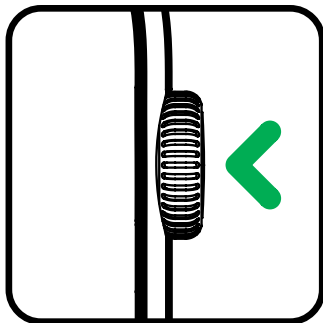


You can also download "iMuslim Pro" from "App Store" (iphone) or "Google Play" (Android device).

b Pair the watch with your mobile phone
1. Open the "iMuslim Pro" App and tap "Scan".
2. Scan the QR code in the watch interface.

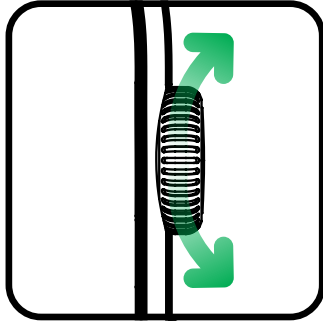


c Operating the Digital Crown (Function Button)
By pressing the buttons on the watch, you can easily complete different operations.



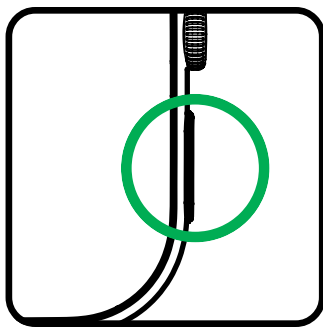
Short Press

When the screen is off, press the button to turn on the screen.
On the watch main interface, press the button to enter the "Home Screen".
On any other interface, press the button to return to the "Home Screen".



Turn Up and Turn Down

On the Home screen, rotate up and down to switch the dial.
On other screens, Slide the Apps list up and down.

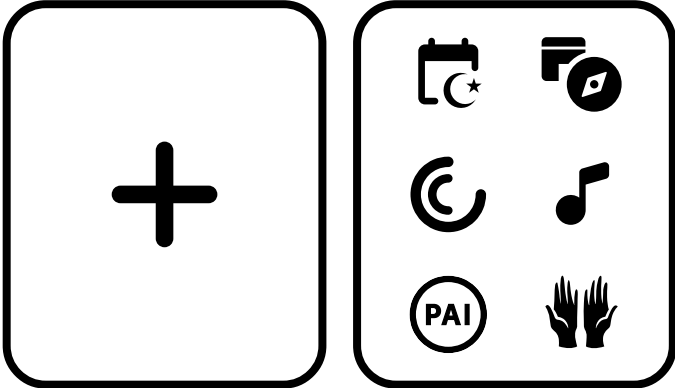
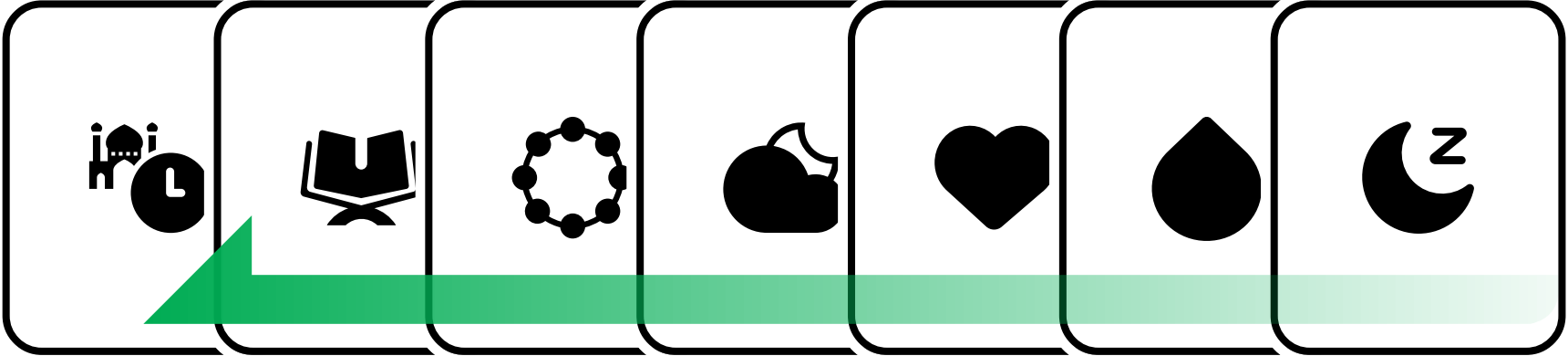


Turn ON/OFF

Press and hold the side button for 3 seconds.


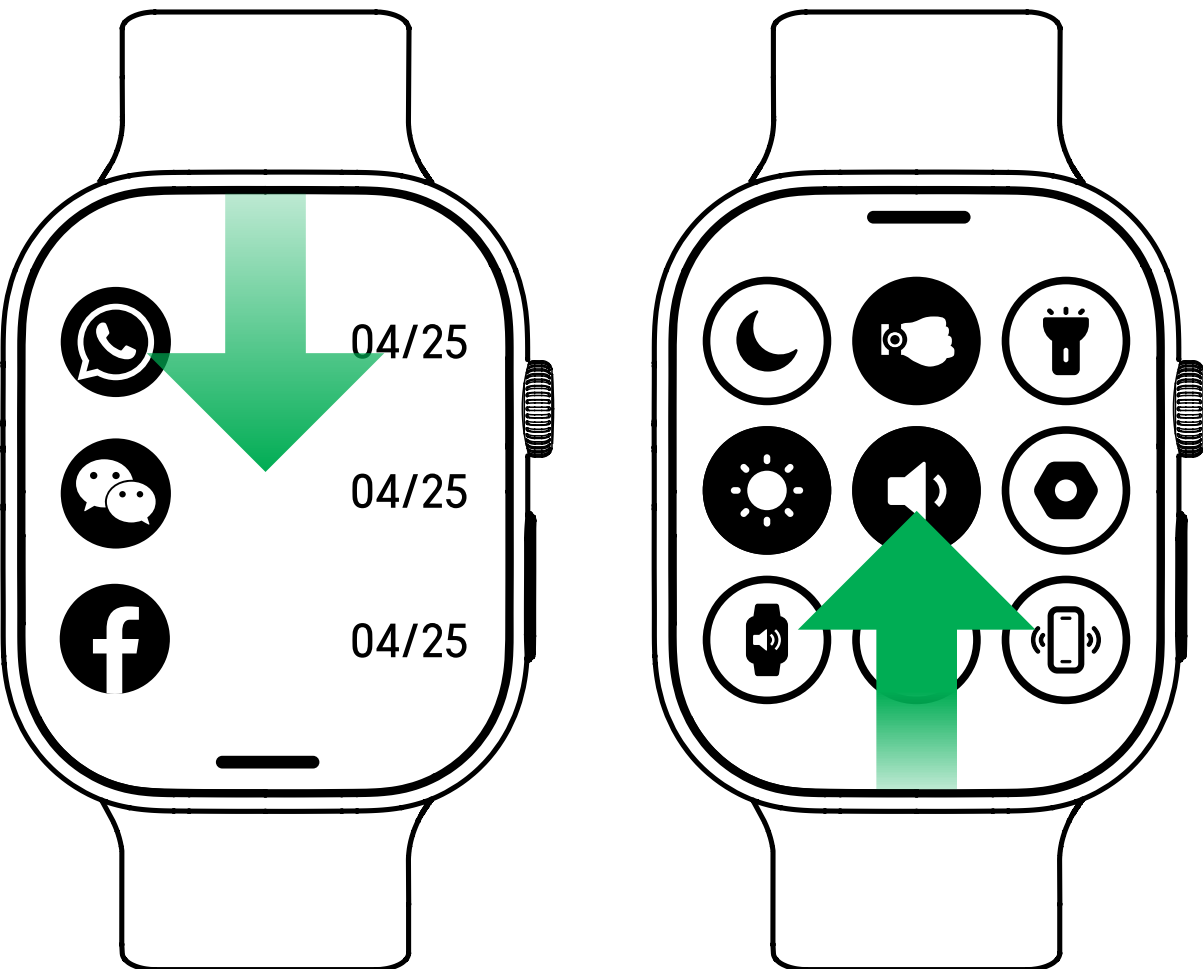
USING APPS

On the "Home Screen", swipe right or left to enter the Prayer Notification/Quran Player/Tasbih Reminder/Weather/HR/SPO2/Sleep Monitoring Apps.




Long press the "Home Screen" page to enter editing mode, in which you can add more App cards.


Swipe down to check the messages notifications.
Swipe up to enter the basic settings.




Do not disturb mode switch.




Raise wrist to wake up screen switch.




Display adjustment (screen lighting and screen sleep).



Volume level adjustment.



Turn on the flashlight.



Watch settings.



Control mobile music playback (requires connecting to the phone).

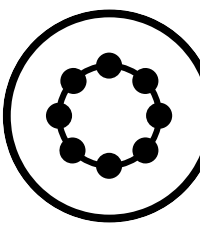


Find my phone (required phone connecting).


MAIN FUNCTIONS




Phone: you can make/receive phone calls using your watch (required phone connecting).




Tasbih reminder.




Prayer Times: receive five prayer notifications based on your location.




Quran player: listen to audio files including morning and evening remembrance.




Allah 99 Names with explanation of each.



Messages notifications: connect your phone to receive sms and social media notifications (required phone connecting).





Tasbih Counter: The watch features a built-in Tasbih counter for keep track Dzikir (remembrance of Allah).



Hijri calendar.



Qibla: Obtain the direction to the Holy Kaaba in Mecca anytime and anywhere.



Alarm clocks, stopwatches and timers are indispensable companions in staying organized and on time during daily activities.



Hear rate/SPO2: keep following your health records.
Sleep Monitoring: wearing the watch while sleeping can monitor your sleep quality and show it to you.

Specifications:
Input: 5V===.3A Max
Battery: 3.8V===300mAh

FCC Statement

This equipment has been tested and found to comply with the limits for a Class B digital device, pursuant to part 15 of the FCC Rules. These limits are designed to provide reasonable protection against harmful interference in a residential installation. This equipment generates, uses and can radiate radio frequency energy and, if not installed and used in accordance with the instructions, may cause harmful interference to radio communications. However, there is no guarantee that interference will not occur in a particular installation. If this equipment does cause harmful interference to radio or television reception, which can be determined by turning the equipment off and on, the user is encouraged to try to correct the interference by one or more of the following measures:

- Reorient or relocate the receiving antenna.
- Increase the separation between the equipment and receiver.
- Connect the equipment into an outlet on a circuit different from that to which the receiver is connected.
- Consult the dealer or an experienced radio/TV technician for help.

Caution: Any changes or modifications to this device not explicitly approved by manufacturer could void your authority to operate this equipment.

This device complies with part 15 of the FCC Rules. Operation is subject to the following two conditions: (1) This device may not cause harmful interference, and (2) this device must accept any interference received, including interference that may cause undesired operation.

RF Exposure Information

The device has been evaluated to meet general RF exposure requirement.

The device can be used in portable exposure condition, compliance with exposure requirements.