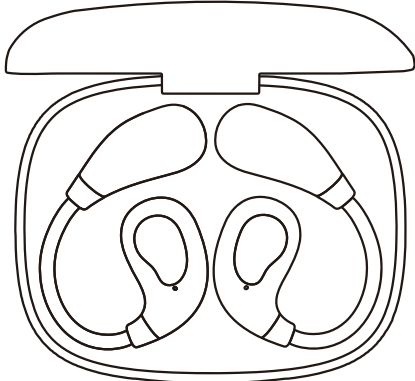


105mm

正面

产品使用说明书
Product User Manual


OWS蓝牙耳机 (AI版)



XS-22


佩戴说明

①




确认左右耳机
L-左耳、R-右耳

②



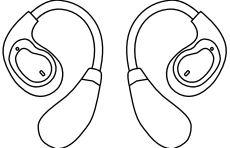
顺着耳廓向后旋转耳机
耳挂直至合适位置

③



佩戴完成

触控说明



开机	关机	左右长按耳机触摸3秒开机 长按5秒关机
TWS连接/断开	开机, 尚未连接手机	左右长按耳机触摸3秒开机 长按5秒关机
音量加/减	播放音乐时	左耳触摸3下减音量 右耳触摸3下加音量
播放/暂停	播放音乐时	左右触摸一下:播放/暂停
下一曲	播放音乐时	左耳:触摸2下:上一曲
上一曲	播放音乐时	右耳:触摸2下:下一曲
Siri	连接手机时	在没有连接小度APP时, 左右耳机长按3-5秒松手: Siri, 连接小度APP后只需要语音唤醒: 小度
重置蓝牙	蓝牙模式时	左右耳机连续触摸5下重置

产品参数

产品型号: XS-22
产品名称: OWS超薄蓝牙耳机
蓝牙版本: V5.3
阻抗: 16Ω±3 %
待机电流: 0.92mA
最大功率: 1W
支持协议: A2DP,AVRCP,HFP,HFP AP2 MAP HSP

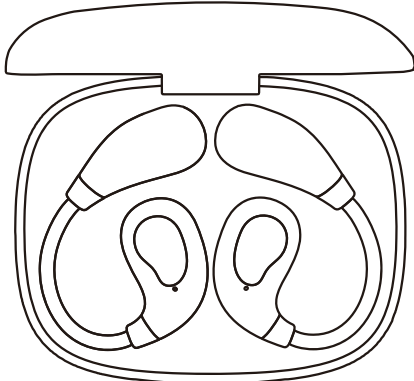
小度APP

打开手机应用商店, 点击搜索小度, 点击下载并安装小度APP, 安装完成后, 先连接蓝牙, 再打开小度APP, 进入首页后耳机自动连接小度, 点击设置, 点击语音唤醒, 开启语音唤醒, 开启后台语音唤醒, 即可随心呼唤小度。
点击AI, 语音笔记:
日常记录, 会议记录必备神器, 点击进入语音笔记, 点击戴上耳机录音, 即可实时录音转写文字。
同声传译:
轻松解决语言沟通障碍, 进入同声传译模式, 点击开始, 耳机自动翻译收录到的语言并且实时朗读
文心大模型:
属于中国宝宝的chatGPT, 点击开始说话, 提出任何需求, 文心大模型将智能提供解决方案并不断完善。
AI魔法:
学习各类职业操作健康助手: 专属的健康管理师
法律咨询:
轻松了解各类法律知识故事大师: 哄娃神器, 一起进入丰富多彩的童话世界吧。

85mm

反面

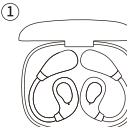
Product User Manual
The OWS ultra-thin Bluetooth headset



XS-22


Wearing instructions

①




Confirm the left and right headphones
L-left ear, R-right ear

②




Along the auriculum
Rotate the headset back
Ear until the right position

③



Complete



Touch description

Start	Turn off	Press the headset left and right Touch 3 seconds to turn on long and press for 5 seconds to shut down
TWS connection/ disconnect	Not connected yet cell phone	Press the headset left and right. Touch 3 seconds to turn on Long press for 5 seconds to shut down
Volume plus /reduce	When playing music.	Left ear touch 3 reduction volume Touch the right ear to add 3 plus volume
Play/suspension	When playing music.	Touch left and right: play/pause
Next song	When playing music	Left ear: Touch 2: Previous song
Last song	When playing music.	Right ear: Touch 2: Next song
Siri	Connect to the phone	When there is no connection to the Xiaoca APP, Press the left and right ear for 3-5 seconds to loosen the hand: Siri, After connecting the Xiaocu App, only the voice call: Xiao Du
Reset the Bluetooth	Bluetooth mode	Left and right headphones touch 5 consecutive and re-settings

Product parameters

Product model: XS-22
Product name: OWS ultra -thin Bluetooth headset
Bluetooth version: V5.3
Impedance: 16Ω±3 %
Plane current: 0.92mA
Maximum power: 1W
Support protocol: A2DP,AVRCP,HFP,HFP AP2 MAP HSP

Small APP

Open the mobile phone app store, click search for small degree, click the download well installation small app, after the installation is completed, first connect to the Bluetooth, then open the small dial APP, automatically connect to the small degree after entering the homepage, click the settings, click the voice to wake up, turn on the voice, open the voice Wake up, turn on the background voice to wake up, you can call Xiaoli as you want.
Click AI, voice notes:
Daily records, the conference records the essential artifact, click to enter the voice notes, and click on the headset to recording to record the text in real time.
Simultaneous interpretation:
Easily solve the obstacles of language communication, enter the same interpretation mode, click to start, and the language well -translated language is read in real time and read aloud in real time
Wenxin big model:
ChatGPT belonging to Chinese babies, click to start to talk, and put forward any needs. Wenxin's big model will continuously improve intelligence to provide solutions.
AI magic:
Learn all kinds of professional operation health assistants: exclusive health manager
Legal consultation:
Easily understand the masters of all kinds of legal knowledge stories: coaxing baby artifacts and entering the colorful fairy tale world together.

FCC Caution:
This device complies with part 15 of the FCC Rules. Operation is subject to the following two conditions: (1) This device may not cause harmful interference, and (2) this device must accept any interference received, including interference that may cause undesired operation.
Any changes or modifications not expressly approved by the party responsible for compliance could void the user's authority to operate the equipment.
NOTE: This equipment has been tested and found to comply with the limits for a Class B digital device, pursuant to Part 15 of the FCC Rules. These limits are designed to provide reasonable protection against harmful interference in a residential installation. This equipment generates, uses and can radiate radio frequency energy and, if not installed and used in accordance with the instructions, may cause harmful interference to radio communications. However, there is no guarantee that interference will not occur in a particular installation.
If this equipment does cause harmful interference to radio or television reception, which can be determined by turning the equipment off and on, the user is encouraged to try to correct the interference by one or more of the following measures:
-- Reorient or relocate the receiving antenna.
-- Increase the separation between the equipment and receiver.
-- Connect the equipment into an outlet on a circuit different from that to which the receiver is connected.
-- Consult the dealer or an experienced radio/TV technician for help.
The device has been evaluated to meet general RF exposure requirement. The device can be used in portable exposure condition without restriction.