




Antenna Passive TEST REPORT

Applicant	:	Xi' an King-Truck Electron Share Co., Ltd.
Address	:	Room 111, 121, 131, Building 11, Technology Enterprise Accelerator Park, No. W2, Qinling Avenue, Caotang Technology industries Base, High-tech Zone, Xi' an City, Shaanxi Province, China
Equipment under Test	:	433MHz PCB ANTENNA
Model No.	:	ZC-S01
Trade Mark	:	N/A
Manufacturer	:	Xi' an King-Truck Electron Share Co., Ltd.
Address	:	Room 111, 121, 131, Building 11, Technology Enterprise Accelerator Park, No. W2, Qinling Avenue, Caotang Technology industries Base, High-tech Zone, Xi' an City, Shaanxi Province, China
Report No.	:	DDT-B25050615-1A01
Issue Date	:	May. 12, 2025
Issued By	:	Tianjin Dongdian Testing Service Co., Ltd.
Address	:	Building D-1, No. 19, Weishi Road, Microelectronics Industrial Park, Development Area, Tianjin, China. Tel: +86-022-58038033, E-mail: ddt@ddttest.com, http://www.ddttest.com



REPORT

Statement

1. The report is invalid without the inspection and testing special seal of the company.
2. This report is invalid if altered.
3. This report is responsible for the conformance testing of sample(s) received.
4. This report shall not be reproduced, without the written approval of test laboratory. The copy of the report not stamped again with the inspection and testing special seal is invalid.
5. Item with “☆” was subcontracted to other laboratories.
6. The report without CMA mark indicated that either test item(s) not accredited by CMA or test item(s) accredited by CMA but the report is only used for development or quality control which purposes within the company that has no effect on social proof.
7. Any objections must be raised to our company within 15 days on receiving the report, overdue will not be accepted.
8. The sample(s) must be collected within three months, overdue will be dealt with by our company.
9. The report is invalid without the signature of editor, reviewer, approver.

Test Institution: Tianjin Dongdian Testing Service Co., Ltd.

Address: Building D-1, No. 19, Weisi Road, Microelectronics

Industrial Park Development Area, Tianjin, China.

Postcode: 300385

Tel: 022-58038033

Fax: 022-58038033

Website: <http://www.ddttest.com>

EUT Name	433MHz PCB ANTENNA	Model No.	ZC-S01
Serial No.	N/A	EUT Class	N/A
Sample Quantity	1	Sample No.	Y25050615-01
Sample Batch / Batch No.	N/A	Trade Mark	N/A
Sample Receiving Method	Received from Applicant	Test Type	Commissioned Test
Date of Receipt	May. 06, 2025	Date of Test	May. 12, 2025
Test Address	2-1-805-1, Zone 1, Fubao Industrial Park, No.1, Fubao Road, Zhangjiawo, Xiqing District, Tianjin, China		
Applicant	Xi' an King-Truck® Electron Share Co., Ltd.®		
Address	Room 111, 121, 131, Building 11, Technology Enterprise Accelerator Park, No. W2, Qinling Avenue, Caotang Technology industries Base, High-tech Zone, Xi' an City, Shaanxi Province, China		
Manufacturer	Xi' an King-Truck Electron Share Co., Ltd.		
Address	Room 111, 121, 131, Building 11, Technology Enterprise Accelerator Park, No. W2, Qinling Avenue, Caotang Technology industries Base, High-tech Zone, Xi' an City, Shaanxi Province, China		
Test Item	1 Electric performance		
Reference Standard	clients' requirement		
Test Results	This test only provides test data results and does not make judgments Issue Date: May. 12, 2025		
Note	The "N/A" is the abbreviation of not applicable. The "--" indicate blank.		
Prepared by: <i>Novak Wei</i> Novak Wei May. 12, 2025		Reviewed by: <i>Ethan Bao</i> Ethan Bao May. 12, 2025	Approved By: <i>Aaron Zhang</i> Aaron Zhang May. 12, 2025



COMMENT

1.	General TEST Information	6
1.1	Description of EUT	6
1.2	Accessories of EUT	6
1.3	Assistant equipment used for test	6
1.4	Block diagram of EUT configuration for test	6
1.5	Measurement uncertainty	6
1.6	Antenna Parameter	7
1.7	Test laboratory	7
2.	Electric performance measurement	8
2.1	General Information	8
2.2	Test Equipment	8
2.3	Block Diagram of Test Setup	8
2.4	Test Procedure	8
2.5	Result	9
Annex A	Test Setup Photo	10
Annex B	EUT Photo	11

Revision History

Rev.	Revisions	Issue Date	Revised By
---	Initial issue	May. 12, 2025	

1. General TEST Information

1.1 Description of EUT

EUT Description	:	433MHz PCB ANTENNA
Model Number	:	ZC-S01
Frequency Band	:	433MHz-434MHz
Power Supply	:	N/A
Sample No	:	Y25050615-01
Note	:	N/A

1.2 Accessories of EUT

Description of Accessories	Manufacturer	Model number	Description	Remark
N/A	N/A	N/A	N/A	N/A

1.3 Assistant equipment used for test

Description of Accessories	Manufacturer	Model number	Description	Remark
N/A	N/A	N/A	N/A	N/A

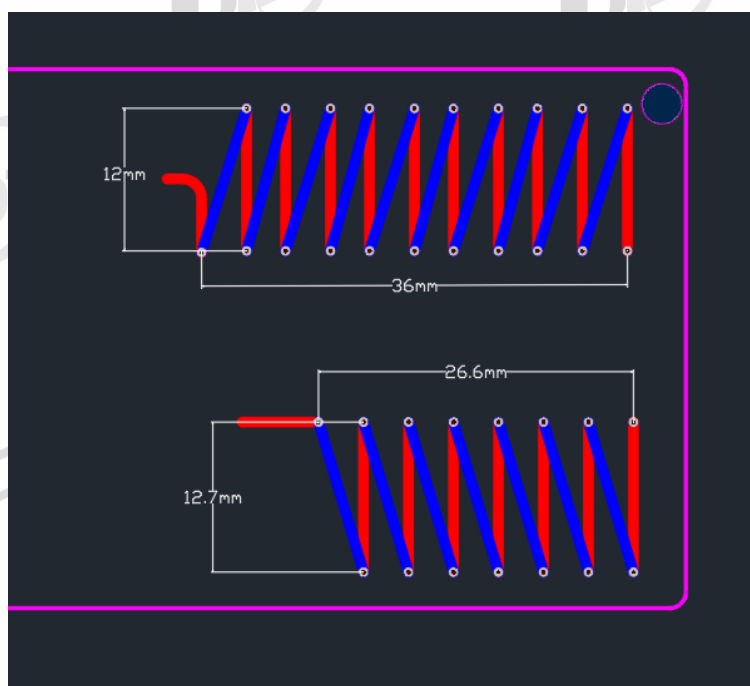
1.4 Block diagram of EUT configuration for test



1.5 Measurement uncertainty

Test Item	uncertainty
Near-field gain measurement	0.44 dB
Near-field pattern measurement	0.44 dB
Note: This uncertainty indicates that the extended uncertainty confidence interval is about 95% and the corresponding inclusion factor k=2 is obtained.	

1.6 Antenna Parameter



1.7 Test laboratory

Tianjin Dongdian Testing Service Co., Ltd.[®]

Address: Building D-1, No. 19, Weisi Road, Microelectronics Industrial Park Development Area, Tianjin, China., 300385

Tel: +86-22-58038033, <http://www.ddttest.com>, Email: ddt@dgddt.com

NVLAP (National Voluntary Laboratory Accreditation Program) CODE: 500036-0[®]

CNAS (China National Accreditation Service for Conformity Assessment) CODE: L13402

FCC Designation Number: CN5004; FCC Test Firm Registration Number: 368676

ISED (Innovation, Science and Economic Development Canada) Company Number: 27768

[®] Conformity Assessment Body Identifier: CN0125

VCCI Facility Registration Number: C-20089, T-20093, R-20125, G-20122

2. Electric performance measurement

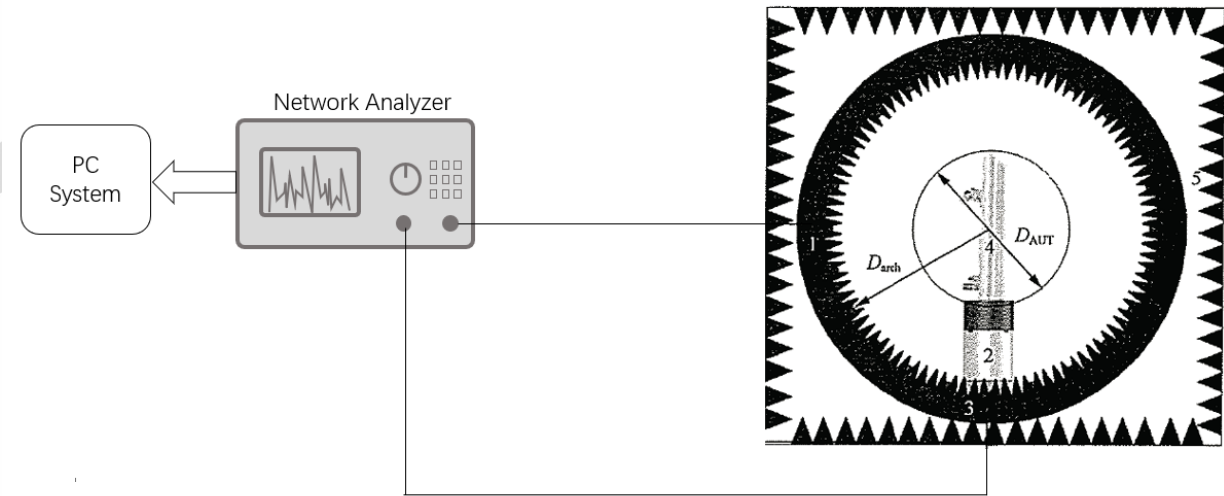
2.1 General Information

Test Date	2025-05-12		
Test Condition	Temperature: 24.2±1℃	Humidity: 31±1%	Pressure: 100.9±0.2 kPa
Test Place	OTA Room	Test Engineer	Novak Wei

2.2 Test Equipment

Equipment	Manufacturer	Mode No	Serial No	Last Cal.	Cal. Interval
ENA network analyzer	Keysight	E5071C	MY46900684	2025-05-05	1 year
Software	FEITU	ANTESTPRO	N/A	N/A	N/A

2.3 Block Diagram of Test Setup



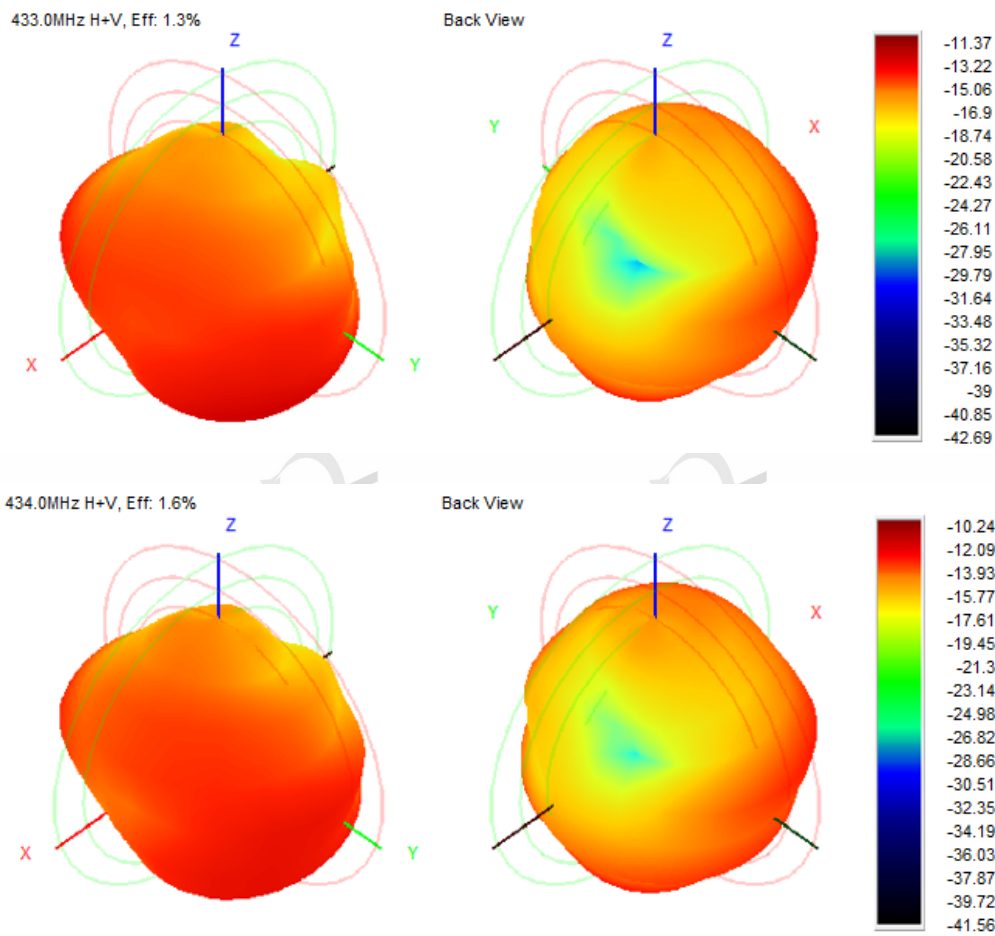
2.4 Test Procedure

- (1) Set up the antenna to be measured. Set up the antenna and mark the cross reference line at the center of the antenna port surface to be measured.
- (2) Connect the cable connector and adjust the downdip Angle (electrically tuned antenna).
- (3) Open the test software, create the test project, and configure the test port.
- (4) Use test software for automatic testing and save test data of electromagnetic field distribution.


- (5) Change the port, down dip Angle, or test frequency (if necessary), and repeat steps (3) to (4) until all status data to be measured is collected.
- (6) After near and far field exchange, the three-position spherical pattern of the antenna to be tested is obtained, and the Theta and Phi angles of the position where the maximum level of the three-position spherical pattern is located are found. The horizontal plane pattern curve of the antenna to be tested is obtained by cutting according to equal Theta Angle, and the vertical plane pattern of the antenna to be tested is cancelled by cutting according to equal Phi Angle. Then the radiation parameters of the horizontal plane and vertical plane pattern of the antenna to be measured are obtained by using the processing method similar to that of the far field.

2.5 Result


Fre. (MHz)	Eff. (dBi)	Gain (dBi)	Eff. (%)	Directivity (dB)	Peak Gain Position (Theta)	Peak Gain Position (Phi)	Eff. ThetaPol (%)	Eff. PhiPol (%)	Upper Hem. Eff. (%)	Lower Hem. Eff. (%)
433.00	-18.87	-11.37	1.30	7.49	165.00	270.00	0.71	0.59	0.45	0.85
434.00	-17.86	-10.24	1.64	7.62	165.00	240.00	0.75	0.89	0.62	1.01



Annex A Test Setup Photo



Annex B EUT Photo



END