

FCC Caution:

This device complies with part 15 of the FCC Rules. Operation is subject to the following two conditions:

(1) This device may not cause harmful interference, and (2) this device must accept any interference received, including interference that may cause undesired operation.

Any changes or modifications not expressly approved by the party responsible for compliance could void the user's authority to operate the equipment.

NOTE: This equipment has been tested and found to comply with the limits for a Class B digital device, pursuant to Part 15 of the FCC Rules. These limits are designed to provide reasonable protection against harmful interference in a residential installation. This equipment generates, uses and can radiate radio frequency energy and, if not installed and used in accordance with the instructions, may cause harmful interference to radio communications. However, there is no guarantee that interference will not occur in a particular installation. If this equipment does cause harmful interference to radio or television reception, which can be determined by turning the equipment off and on, the user is encouraged to try to correct the interference by one or more of the following measures:

- Reorient or relocate the receiving antenna.
 - Increase the separation between the equipment and receiver.
 - Connect the equipment into an outlet on a circuit different from that to which the receiver is connected.
 - Consult the dealer or an experienced radio/TV technician for help.
- The device has been evaluated to meet general RF exposure requirement. The device can be used in portable exposure condition without restriction.

Product Parameters

- Output Power: 3W*2
- Frequency Response: 100Hz-20kHz
- Signal-to-noise Ratio: $\geq 70\text{dB}$
- Bluetooth Connection Distance: $\leq 10\text{m}$
- Support Audio: MP3 format
- Speaker: 4 Ω 3W*2
- Power Input: DC5V

Packing List

1. Speaker x1
2. Data Cable x1
3. User Manual x1

Please Note

1. This section is intended for users to correctly use the player and ensure its good performance. Please read and comply with it carefully.
2. Do not severely impact the main unit.
3. Do not come into contact with chemicals such as benzene and thinners.
4. Please avoid proximity to magnetic fields and electric fields.
5. Keep away from direct sunlight or heat-generating appliances.
6. Do not attempt to dismantle, repair, or modify the player on your own.
7. When riding bicycles, driving cars, or motorcycles, please do not use the player and headphones to avoid distraction and potential accidents.
8. Do not listen at high volumes to prevent adverse effects on your hearing.

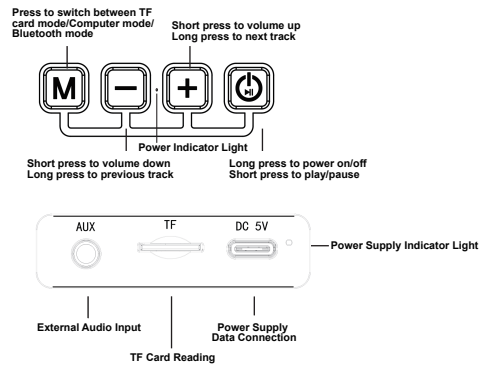
COMPUTER SPEAKER

BT67

User Manual

- Please read this instruction manual carefully before using the product and follow the instructions to use the product correctly.
- Please keep this manual in a safe place for future reference.

Function Introduction



Button Description

M Button: Short press to switch between TF card mode/Computer mode/Bluetooth mode; Long press for MP3 single track repeat/all tracks repeat

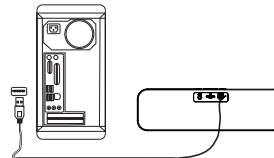
- Button: Short press to volume down, long press to previous track

+ Button: Short press to volume up, long press to next track

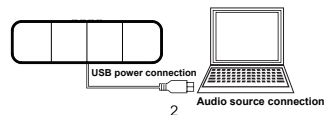
Power Button: Long press to power on/off, short press to play/pause

Bluetooth Pairing

Upon powering on, enter Bluetooth mode to start pairing. Turn on your phone's Bluetooth, find "BT67" in the list and connect to it. Once pairing is complete, the speaker will indicate that Bluetooth is connected.



Tips: Plug it into the back of your computer's mainframe for better sound quality.



COMPUTER SPEAKER

