

User Manual

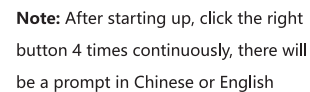


Power on: press and hold the right button for 1.5 seconds to power on

Shutdown: press and hold the right button for 8 seconds to shut down, or automatically shut down if it is not connected for 5 minutes



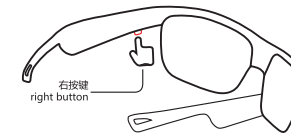
After the smart glasses are turned on, turn on the Bluetooth of the mobile phone, search for the device name L01 and connect. **(Note: Smart glasses automatically shut down when charging.)**



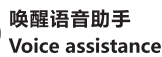
Music pause/play: click the right

Music switch: click the right button 2 times
to switch to the next song

Music switch: Right click 3 Cut down and
replace with a song



Remote control photo: first open the camera on the mobile phone, then click the right button 2 times to take a remote camera



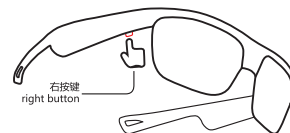
Wake up the voice assistant: press and hold the right button for 2 seconds



Magnetic charging: the red breathing light is on when charging, and the red light is off when it is fully charged
(**Note:** in the charging state, the glasses will automatically shut down)



来电接听/挂断: 点击右按键1下
拒接电话: 点击右按键2下
第三方接听/拒接: A. 点击右按键1下, 保持当前通话并接听来电 B. 双击右按键, 保持当前通话并拒接来电
Call answering/hanging up: click the right button once
Reject a call: click the right button 2 times
TThird-party answer/reject: A. click the right button once to hold the current call and answer the call
B. double-click the right button to hold the current call and reject the incoming call



FCC Requirement
(1) changes or modifications not expressly approved by the party responsible for compliance could void the user's authority to operate the equipment.
This device complies with Part 15 of the FCC Rules. Operation is subject to the following two conditions:
(1) this device may not cause harmful interference, and
(2) this device must accept any interference received, including interference that may cause undesired operation.

(2) Note: This equipment has been tested and found to comply with the limits for a Class B digital device, pursuant to Part 15 of the FCC Rules. These limits are designed to provide reasonable protection against harmful interference in a residential installation. This equipment generates, uses, and can radiate radio frequency energy, and if not installed and used in accordance with the instructions, may cause harmful interference to radio communications. However, there is no guarantee that interference will not occur in a particular installation. If this equipment does cause harmful interference to radio or television reception, which can be determined by turning the equipment off and on, the user is encouraged to try to correct the interference by one or more of the following measures:

- Reorient or relocate the receiving antenna.
- Increase the separation between the equipment and receiver.
- Connect the equipment into an outlet on a circuit different from that to which the receiver is connected.
- Consult the dealer or an experienced radio/TV technician for help.