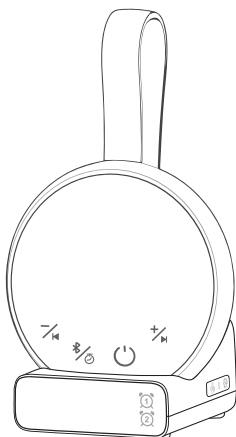


说明书

尺寸:340x110 mm(展开)/68x110 mm(折叠)

材质:128g铜版纸;彩印

Product Instruction



Portable
White Noise Sound Machine

PACKAGE CONTENTS

- 1 X White Noise Bluetooth Speaker (with built-in rechargeable battery)
- 1 X Magnetic Charging Cable
- 1 X User Manual

TECHNICALINFORMATION

Rated Power	3W(MAX)
Power Supply	DC 5V
Speaker Specification	40mm , 5Ω ,3W
Battery capacity	450mAh
Run time	24h(Low Volume State)
Size	80x78x29.8mm
Weight	112g
Bluetooth version	V5.1
Charging Cable	Magnetic wiring

USE OF PRODUCT

🔌 Power button

1.Long press the"🔌"button for 3s to turn on/off the unit.

2.Short press the"🔌"button for 0.3s to pause/play music.

🔊 Volume +/Next song

1.Long press the"🔊"button for 3s to increase the volume of music.

2.Short press the"🔊"button for 0.3s to play the next song.

🔊 Volume -/Previous song

1.Long press the"🔊"button for 3s to reduce the volume of music.

2.Short press the"🔊"button for 0.3s to play the previous song.

📶 Timing / Bluetooth button

1.Long press the"📶"button for 3s to enter Bluetooth state and connect to mobile phones, computers and other devices.

2.Short press the"📶"button for 0.3s to enter the timing mode and switch to three gears in sequence.

Product Features and Operation

1.Memory Function

The device will automatically remember the last played music track, but the volume and timer settings will restart.

2.⌚Timer and Run Continuously

a.Three timer settings, 30, 60,90 minutes. ⌚ 30 ⌚ 60 ⌚ 90

🔊 First Click"⌚": 30minutes timed playback LED1 Red ON, LED2 and LED3 Off;

🔊 Second Click"⌚": 60minutes timed playback LED2 Blue ON, LED1 and LED3 Off;

🔊 Third Click"⌚": 90minutes timed playback LED3 Green ON, LED1 and LED2 Off.

b.Timed Playback Instructions

① The timer function is only available when Bluetooth is not connected.

② Automatically switch off after the song has reached the timer time.

③ After the timer setting is completed, the light will turn off automatically after three minutes in order not to affect the quality of sleep.

c.Continuous Operation


When the device is powered on without a timer setting, the system defaults to cyclic playback.


3.📶Bluetooth function


a.Long press the"📶"button for 3s until the indicator light starts flashing to enter the Bluetooth state, then turn on Bluetooth in the phone settings, search and select the device named "HT-SP001", and you can use this product after successful connection.


b.Long press for 3s to disconnect the Bluetooth connection.


4.24 Sound


 Music box


 Little star


 2 Lullaby


 3 White noise


 2 Fan noise


 Droplet sound


 Dound of waves


 Thunder


 2 Sound of rain


 Dust collector


 Running sound


 Fire


 Birdsong


 Insects

 Ambient Sound

 Clock sound

 Heartbeat

 Hiss

 Amniotic fluid+Hiss

1

2

3

4