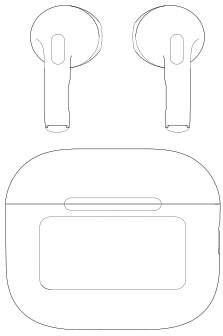


ERAZER

Invested By Lenovo

Bluetooth Earphone ERAZER HT88

Instructions and Warranty Card



Federal Communications Commission Notice

This device complies with part 15 of the FCC Rules. Operation is subject to the following two conditions: (1) This device may not cause harmful interference, and (2) this device must accept any interference received, including interference that may cause undesired operation.

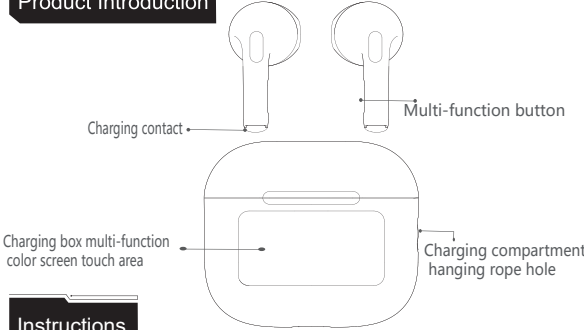
Any Changes or modifications not expressly approved by the party responsible for compliance could void the user's authority to operate the equipment.

Note: This equipment has been tested and found to comply with the limits for a Class B digital device, pursuant to part 15 of the FCC Rules. These limits are designed to provide reasonable protection against harmful interference in a residential installation. This equipment generates uses and can radiate radio frequency energy and, if not installed and used in accordance with the instructions, may cause harmful interference to radio communications. However, there is no guarantee that interference will not occur in a particular installation. If this equipment does cause harmful interference to radio or television reception, which can be determined by turning the equipment off and on, the user is encouraged to try to correct the interference by one or more of the following measures:

- Reorient or relocate the receiving antenna.
- Increase the separation between the equipment and receiver.
- Connect the equipment into an outlet on a circuit different from that to which the receiver is connected.
- Consult the dealer or an experienced radio/TV technician for help.

The device has been evaluated to meet general RF exposure requirement. The device can be used in portable exposure condition without restriction.

Product Introduction



Instructions

1. Connect: Take out the headphones from the charging compartment, pair them in the left and right ear mode, search for the Bluetooth name after pairing the left and right ear, and connect.

2. Power on: Take out the headphones from the charging compartment, power on automatically, or press and hold the headphones to manually power on, and open the charging compartment to power on.

3. Turn off: Put the headphones into the charging box, turn off automatically, or turn off manually by pressing the headphones for a long time, and the charging box will turn off when the lid is closed.

4. Automatic recording: When you connect, shut down and turn on the machine.

5. Play / Pause: Click on the headset (L / R)

6. Volume Plus: Double Tap Headphones (R)

7. Volume Down: Double click on the headphone (L)

8. Last song: Three strikes headphones (L)

9. Next song: Three strikes headphones (R)

10. Answer the phone: click on the headset (L / R)

11. Hang up: Press headphones for 2 seconds (L / R)

12. Voice Assistant: Long press headphones for 2 seconds (L / R)

13. Charging compartment: LED full-color touch screen, screen unlock, music control, volume adjustment, sound customization, alarm timer,Screen brightness adjustment, setting, intelligent photography,Start-up settings, start-up settings, lighting settings, and other functions are all under control.

14.5V to charge the warehouse, charging screen shows charging power, full power screen shows 100% power.

15.Double-click on the left and right ears when the headphones are not connected to switch between Chinese and English prompts.

Safety guidelines

1. Do not disassemble or modify the equipment for any reason, otherwise it may cause the headphones to malfunction or burn out;

2. Do not let the device come into contact with liquid and get wet, otherwise it may cause serious damage to the device;

3. Do not place the device in an environment where the temperature is too low or too high (below 0 ° C or above 45 ° C);

4. Do not use the equipment during thunderstorm weather, as thunderstorms can cause abnormal equipment operation, signal interruption, and other phenomena.

Danger Warning:

Headphones contain batteries and should not be exposed to environments such as sunlight, fire, or similar overheating. Headphones contain batteries, and there is a risk of explosion if the batteries are not replaced properly. Only batteries of the same equivalent type can be used for replacement.

When children use this product, an adult must supervise from the side

Do not place this product in environments with corrosive substances or strong magnetic fields.

Do not collide, throw, or puncture the product to avoid falling, squeezing, or bending it.

Name and content of harmful substances in the product

In order to comply with the relevant provisions and requirements of the "Management Measures for the Restriction of the Use of Hazardous Substances in Electrical and Electronic Products"(Order No. 32 of the Ministry of Industry and Information Technology of the People's Republic of China), the hazardous substances in this product are classified by components and declared as follows:

Component Name	Harmful substances					
	lead (Pb)	mercury (Hg)	cadmium (Cd)	Hexavalent chromium (Cr(VI))	Polybrominated biphenyls (PBB)	Polybrominated diphenyl ether (PBDE)
Circuit board components	O	O	O	O	O	O
Shell and board components	O	O	O	O	O	O

This table is prepared in accordance with the provisions of SJ/T 11364.

O: The content of the hazardous substance in all homogeneous materials of the component is below the limit requirements specified in GB/T 26572.

X: Indicates that the content of the hazardous substance in at least one average material of the component exceeds the limit requirements specified in GB/T 26572.

The harmful substances contained in this product are caused by the current technological limitations and the inability to find alternative substances, which comply with the requirements of China's "Management Measures for the Restriction of Hazardous Substances in Electrical and Electronic Products" and fall within the scope of EU ROHS exemption. Special consideration has been given in the design of the product to ensure that the appearance components are made of non-toxic and harmless environmentally friendly materials, so that consumers will not come into contact with harmful substances under normal use and will not cause harm to the human body.

10

Electrical and electronic products sold within the territory of the People's Republic of China will be printed with the "Environmental Protection Use Period (EPU)" symbol, with the number in the circle representing the normal environmental protection use period of the product.

warranty card


When purchasing products, please fill in the following information completely and clearly, and affix the seller's seal to protect your legitimate rights and interests.

user	User Name		E-mail	
	mailing address			
	contact number		Postal Code	
Product Information	Product Name	Product /number /batch number		
	Product model			
Seller Information	name			
	address			
	contact number		Invoice number	
	Sales date		Product barcode	
remarks	<p>Note: (1) This form should be stamped and confirmed by the seller.</p> <p>(2) For products that are eligible for the relevant "three guarantees" regulations, this warranty card is equivalent to a "three guarantees certificate".</p> <p>(3) The maintenance records shall be based on the authorized service organization's maintenance certificate. After applying for service, please keep them properly.</p>			

After sales service hotline for individuals with special abilities: 400-9911-712

Certificate

Examination: clerk




Product Warranty Information

Product Name	Warranty coverage	Component Name	Warranty period (months)	Warranty service type	Remarks
Wireless In Ear Earphones	Main components	Headset	12	Send for repair	
	Random materials	Instruction manual/warranty card/charging cable	0	Not applicable	

Annotations and explanations

(1) This table is not a description of product specifications and configurations. Product specifications and configurations are subject to the actual product.

(2) When returning the product, you should package it properly and cooperate with the logistics provider for inspection. Suggest using the original packaging of the product. If the returned product is not within the warranty scope, we will contact you and handle it according to the method you confirm. Please ensure accurate contact information and smooth communication. If the repaired or replaced product is not returned to you for more than two (2) months due to your own reasons, it shall be deemed that you agree to be disposed of by us in an appropriate manner.



The official public account of ERAZER

CEFCRoHS

Manufacturer: Dinggu Innovation (Beijing) Technology Co., Ltd

Company Address: E5 Lenovo Headquarters, No.10 Xuewang East Road, Haidian District, Beijing

ERAZER after-sales service hotline:400-9911-712

made in China