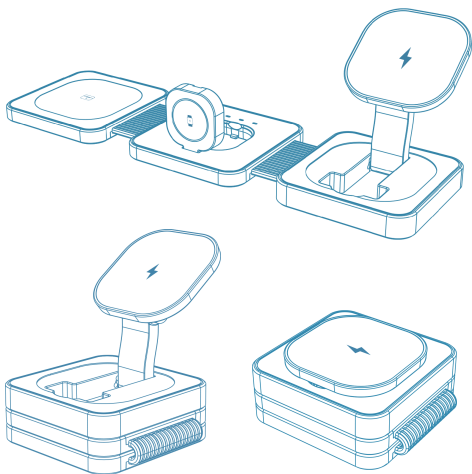
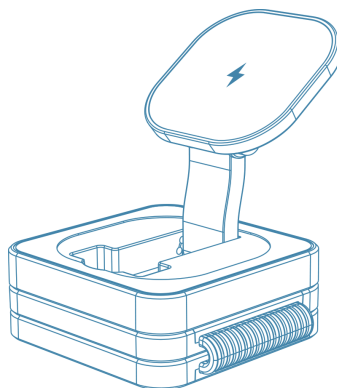


PRODUCT DISPLAY



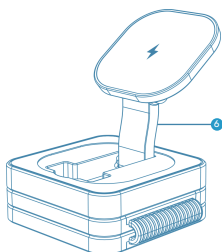
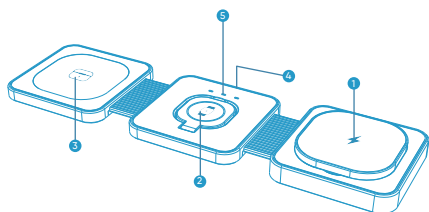
03

3-in-1 Charging Station



This image is for reference only

INTRODUCTION



- 1 Phone charging pad
- 2 Watch charging pad
- 3 TWS charging pad
- 4 Power Input port
- 5 Indicator lights
- 6 Adjustable holder

01

SPECIFICATION

Power Input: 20W or more

Phone Charging Output: 15W max

Earphone Charging Output: 5W max

Watch Charging Output: 3W max

For optimal charging, use adapters provide 20W or more power.
The magnetic phone charger may not work properly with phone cases that are Non-MagSafe.

1* Charging station

1* Adapter

1* Type-C cable

1* User manual



02

FCC WARNING

This device complies with part 15 of the FCC Rules. Operation is subject to the following two conditions: (1) this device may not cause harmful interference, and (2) this device must accept any interference received, including interference that may cause undesired operation. Any changes or modifications not expressly approved by the party responsible for compliance could void the user's authority to operate the equipment.

NOTE: This equipment has been tested and found to comply with the limits for a Class B digital device, pursuant to Part 15 of the FCC Rules . These limits are designed to provide reasonable protection against harmful interference in a residential installation. This equipment generates, uses and can radiate radio frequency energy and, if not installed and used in accordance with the instructions, may cause harmful interference to radio communications.

However, there is no guarantee that interference will not occur in a particular installation. If this equipment does cause harmful interference to radio or television reception, which can be determined by turning the equipment off and on, the user is encouraged to try to correct the interference by one or more of the following measures:

- Reorient or relocate the receiving antenna.
- Increase the separation between the equipment and receiver.
- Connect the equipment into an outlet on a circuit different from that to which the receiver is connected.
- Consult the dealer or an experienced radio/TV technician for help.

To maintain compliance with FCC ' s RF Exposure guidelines, This equipment should be installed and operated with minimum 20cm distance between the radiator and your body: Use only the supplied antenna.