



Signal Plus Technology Co., Ltd.

SPECIFICATION FOR APPROVAL

DATE: 2024.11.04

REV.: A

CUSTOMER: _____

CUSTOMER P/N: _____

External black WiFi 5GHz antenna with 1.37mm gray cable, L=250mm,
with RF connector

PART NAME: _____

6346F00004

SUPPLIER P/N:

Q'TY:

Pcs

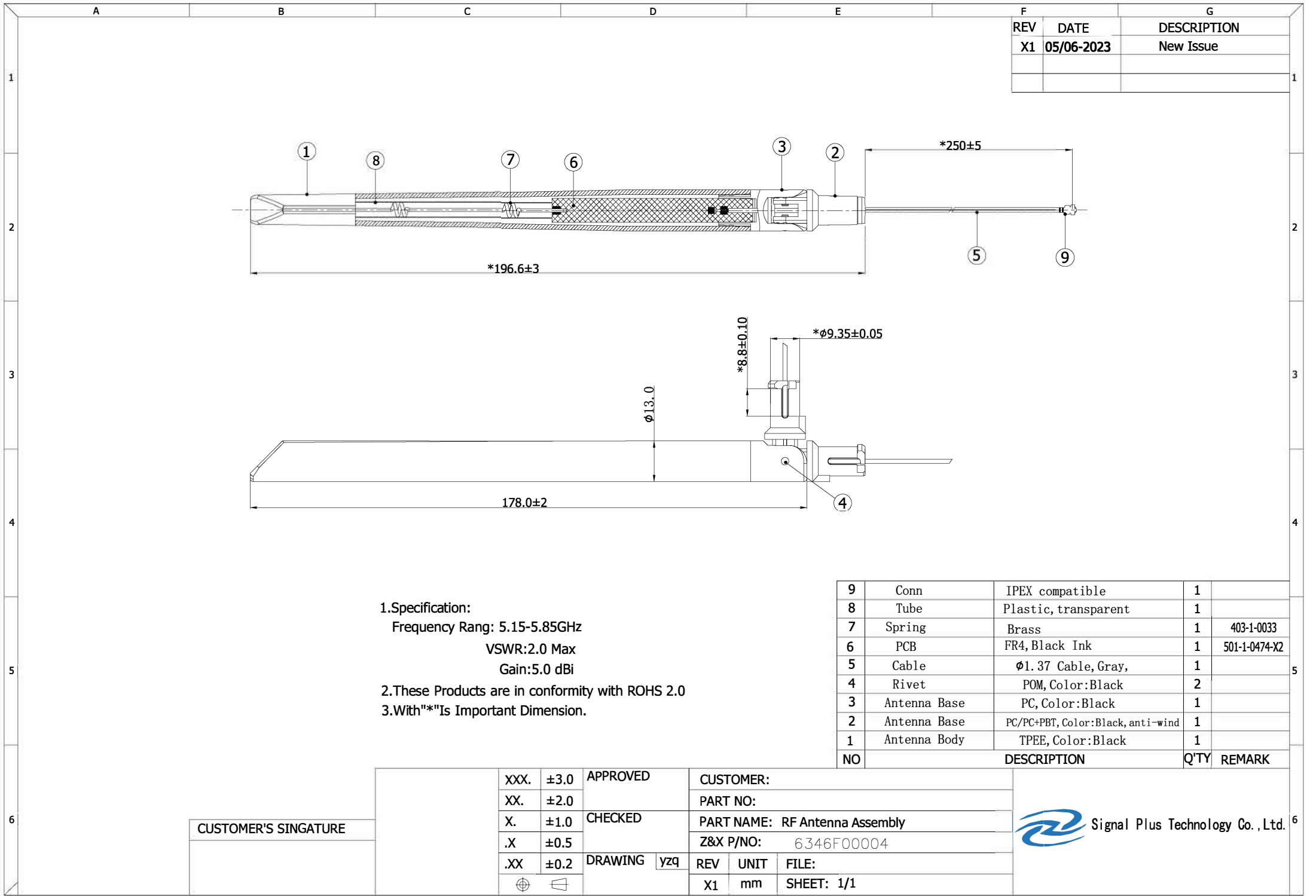
Date:	CUSTOMER APPROVED BY	
Approved by	Checked by	Confirmed by

SUPPLIER SIGNATURE		
Approved by	Checked by	Prepared by
Andy		Cindy

ZX-QT-RD-0011-A1

Contents

<i>Item</i>	<i>Description</i>	<i>Page</i>
1.	Cover 1
2.	Content 2
3.	Drawing 3
4.	Antenna Test Report 4~8





Signal Plus Technology Co., Ltd.


Antenna Test Report

1. RF Fixture Experiment

1.1 Test Setup


1.1.1 VNA Test Setup

VSWR and Return Loss measurements (S_{11}) were performed using an Keysight E5071C Network Analyzer. The isolation between antennas is also tested. The testing was performed with apparatus in free space.




1.1.2 Anechoic Chamber Test Setup

The gain of the antenna was measured in the anechoic chamber. The chamber provides less than -30 dB reflectivity from 400 MHz through 6 GHz. The chamber size is: 7m*4m*3m. The measurement results are calibrated using a leaky wave horn standard. We can measure the antenna gain and efficiency accurately.



2. Antenna Solution

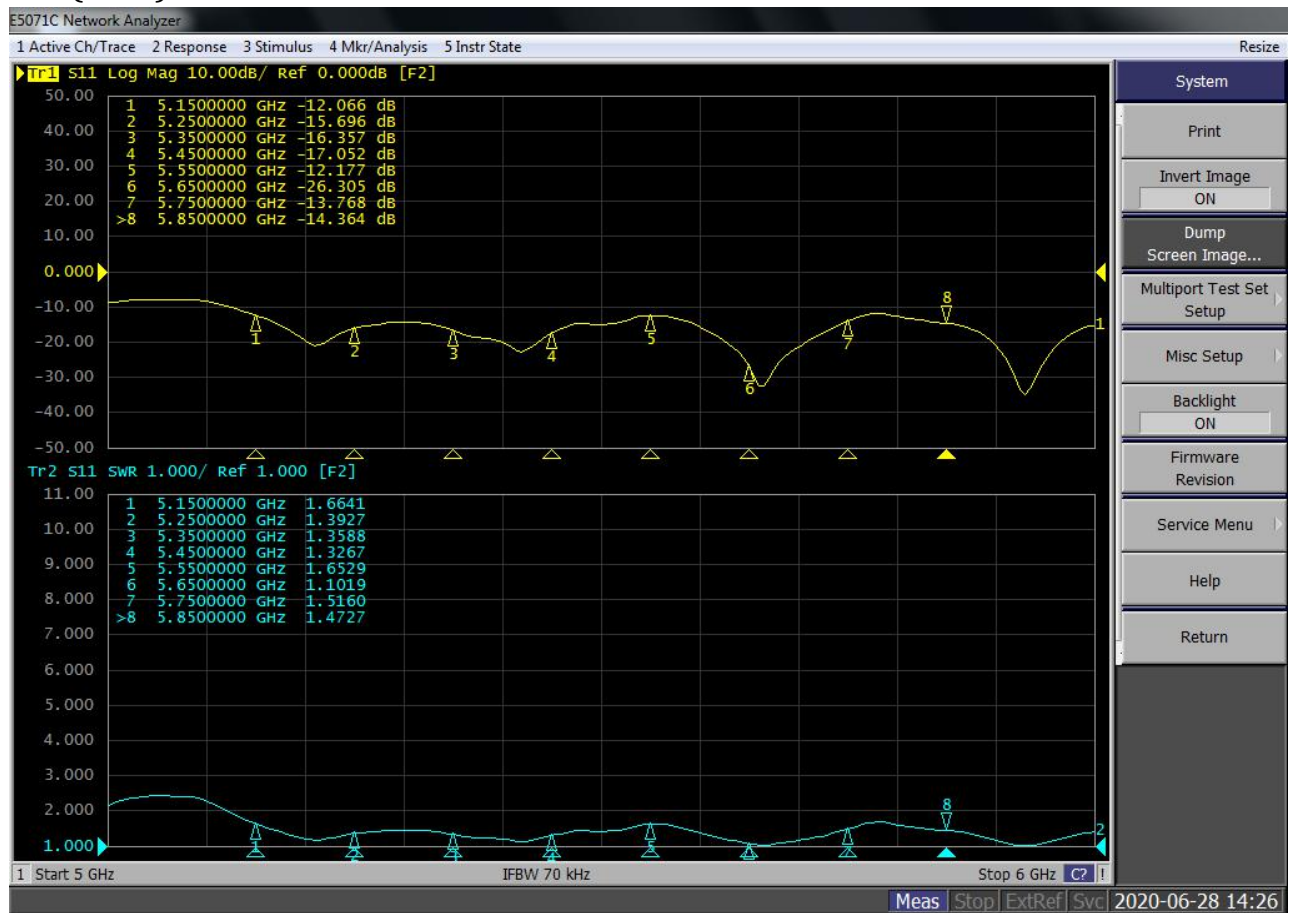


Data Preview

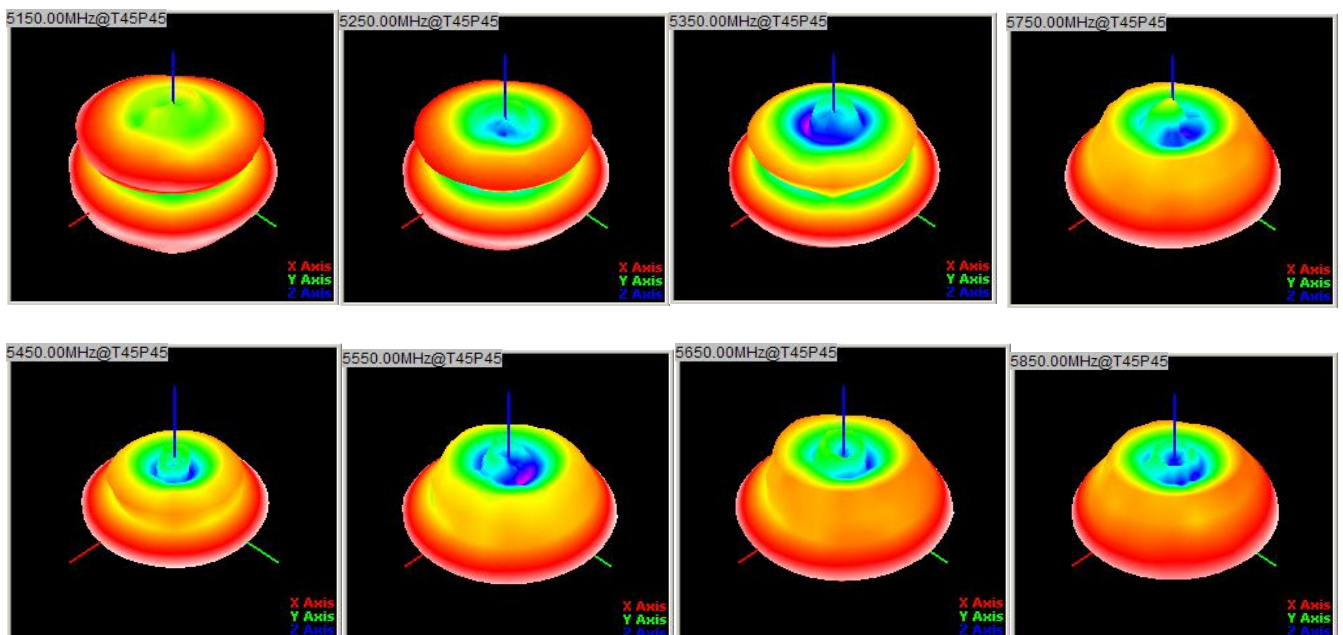
5.8G:

Freq.(MHz)	5150	5250	5350	5450	5550	5650	5750	5850
VSWR	1.66	1.39	1.35	1.32	1.65	1.10	1.51	1.47
Gain(dBi)	4.72	4.81	4.85	4.89	4.82	4.82	4.79	4.71
Eff.	72.2%	71.3%	71.3%	71.3%	71.7%	72.8%	72.3%	70.1%

S11(5.8G)

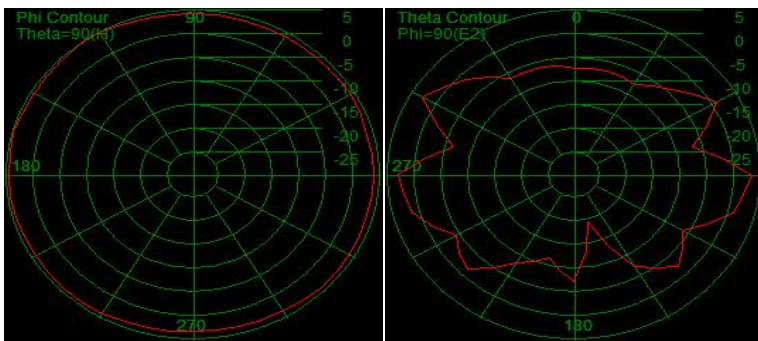


Radiation patterns:3D

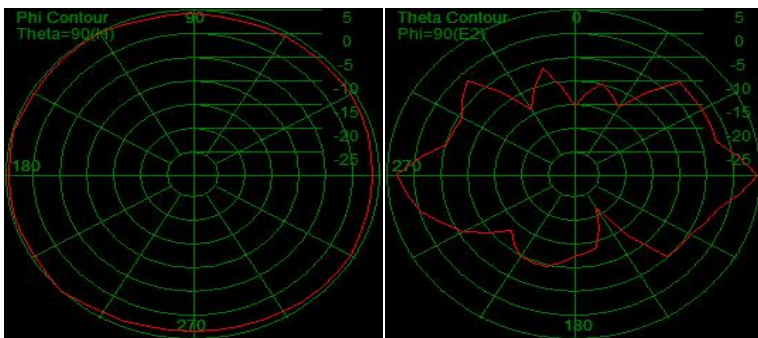


Radiation patterns:2D

5150MHz



5550MHz



5850MHz

