

Dongguan Hongxin Plastic products Co., LTD

SPECIFICATION FOR APPROVAL

Customer name:

Customer project name:

Customer part number:

Customer name: WIFI 2.4G&5G White flat integrated antenna

Tianqin material number: DF5DBI82564/5-40

DATE: 2024-02-26

Edition: X1

	MANUFACTURE SIGNATURE	CUSTOMER SIGNATURE
CHECKED BAY:	zhangqin	Zhang Qin
AUDITOR BAY:	Li San	Li San
APPROVED BAY	zhouwenbin	Zhouwenbin
DATE:	2024-02-26	

Company address: Dongguan City Dalang Town school chair Wai East Road  
No. 94

telephone No.: 0769-29566190 Phone No. : 18027655106

Email: 120817412@qq.com

**Product Number: DF5DBI82564/5-40**

**Product Name: Antenna**

**Index:**

- 1. Revision History / Page 2**
- 2. Specification / Page 3**
- 3. Characteristics and Reliability Test / Page 4 ~5**
- 4. Antenna - S Parameter Test Data / Page 6~7**
- 5. Mechanical and Packing Drawing / Page 8**

Product Number: DF5DBI82564/5-40

Product Name: Antenna

1. Revision History

Revision	Date	Change Notification	Description
1.0	2024-02-26	V1.0	

**Product Number: DF5DBI82564/5-30**

**Product Name: Antenna**

## **2. Specification**

Main technical specifications	
Frequency Range (MHZ)	2400~2500, 5150~5850
Impedance( $\Omega$ )	50
Peak Gain(dBi)	2dBi(Max)
VSWR	$\leq 2$
Admitted Power	10W
Polarization	vertical polarization
Radiation	Omni-directional
Connector Type	Strip
Physical Properties	
Antenna cable	1.37mm Cable
Operating Temp	-40°C~+60°C

Product Number: DF5DBI82564/5-30

Product Name: Antenna

### 3. Characteristics and Reliability Test

Test Items		Test Condition and Procedure	Requirements	Result
C1	V.S.W.R.	Set DUT on Network Analyzer; make individual calibration to test	Directive DUT specification	PASS
C2	Insertion Loss	Set DUT on Network Analyzer; make individual calibration to test	Directive DUT specification	N/A
C3	Antenna Gain	Set DUT on Antenna Chamber; make individual calibration to test	Directive DUT specification	PASS
C4	Voltage Breakdown	Test voltage should be applied between insulated portions, or between ground as specified.	Max Voltage $> 500$ V or directive material specification	N/A
C5	Insulation Resistance	Set Voltage: $500 \pm 50$ V; between the insulated portions, or between ground as specified.	Resistance $> 500$ M ohm or directive material specification	N/A
C6	Contact Resistance	Air Temp: $26^{\circ}\text{C}$ ; measured with test equipment	Directive material specification	N/A
M1	Vibration	GB / T2423.48-2008 Amplitude: 0.03 inch (1.5mm); Freq: 20 to 80 to 20 Hz  3 directions; 2 hours for each direction	1. No Visual Damage 2. Frequency Tol. $\leq 5\%$	PASS
M2	Random Drop	GB / T2423.8-1995  Single : Height: 1.0 Meter; 3 directions; 1 time for each direction	1. No parts separated 、 fracture 2. Frequency Tol. $\leq 5\%$	PASS
		Packing : Height: 0.76 Meter; 1 corner, 3 edges, 6 surface		PASS
		Antenna+Machine: Height: 0.76 Meter; 1 corner, 3 edges, 6 surface.		N/A
M3	Solderability	GB / T2423.28-2005	Tin evenly on full	N/A

**Product Number: DF5DBI82564/5-30**

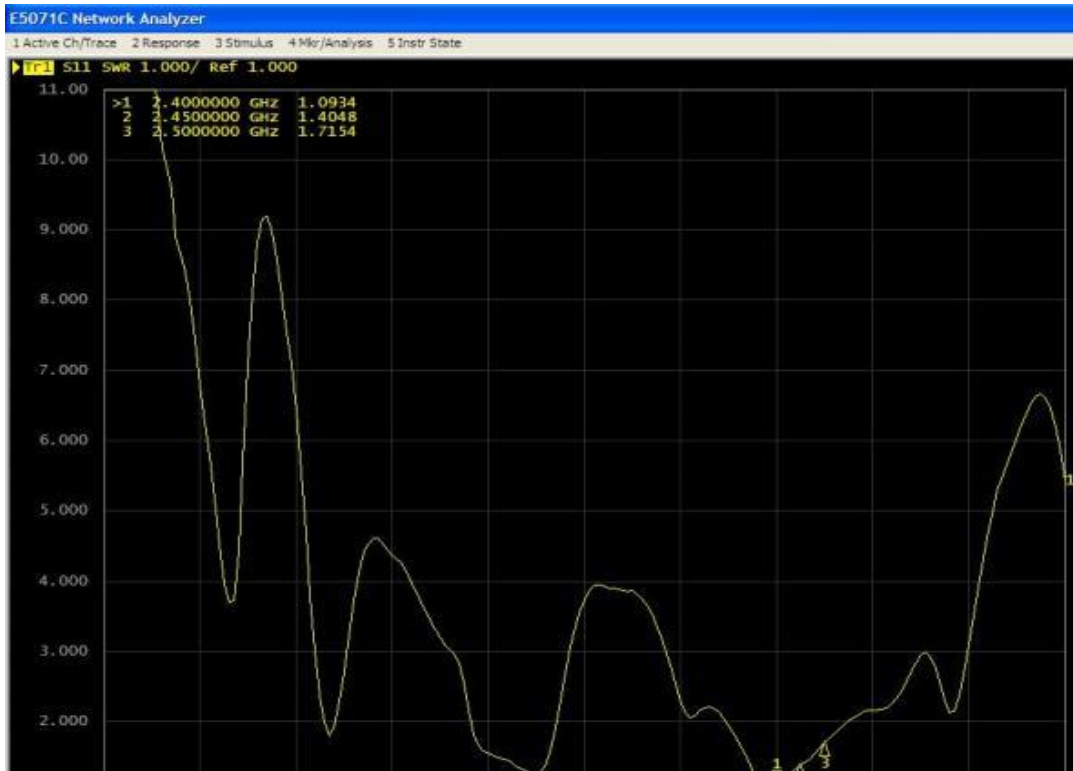
**Product Name: Antenna**

		Temp: 260±5° C;Duration: 5 seconds		
M4	Pull Test	Holding with individual specification; force applied to axis of terminal .	Directive DUT specification Frequency Tol. ≤5%	PASS
M5	Torque Test	Holding with individual specification; applied clockwise and counterclockwise to the axis of terminal	Directive DUT specification Frequency Tol. ≤ 5%	N/A
M6	Dimension	Inspection of dimension, color, material, package, surface process	Directive DUT specification	PASS
E1	Waterproof	With Reference to IEC 60529 // IP Code Definition	Directive DUT specification	N/A
E2	Salt Spray	GB / T 2423.17-2008 Temp: 35° C; RH: ≥ 95%; NaCl solution: ≥ 5%;Time: 24H	No Visual Damage Frequency Tol. ≤5%	PASS
E3	Temperature and Humidity Chamber	GB / T 2423.3-2006 Temp: 80° C / 12 H; -40° C / 12H RH: ≥ 90 %; Time: 24H	After 2 Hours Recovery No Visual Damage Frequency Tol. ≤5%	PASS
E4	Termal Shock	GB / T 2423.22 - 2008 40° C (30 minutes) to + 80° C (30 minutes)† Cycles: 24h	After 2 Hours Recovery No Visual Damage Frequency Tol. ≤5%	PASS
E5	Aging test	GB /T 2423.2 - 2008 Temp: 80° C; Time: 24 hours	After 2 Hours Recovery No Visual Damage Frequency Tol. ≤5%	PASS
E6	High Temp.	Temp. 270±10° C† Times† 120 seconds	No Visual Damage	N/A
R1	RoHS	With Reference to IEC 62321:2008 with flow chart	Directive RoHS 2011/65/EU RoHS 2011/65/EU	PASS
R2	PFOS	With Reference to USA EPA 3550C:1996 by LC/MS	Directive RoHS 2006/122/EC RoHS 2011/65/EU	PASS

Product Number: DF5DBI82564/5-30

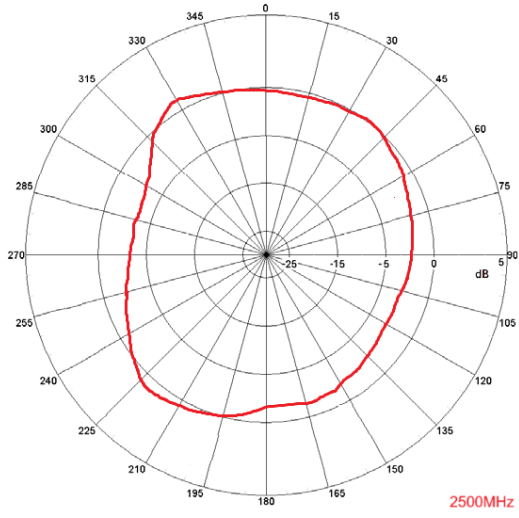
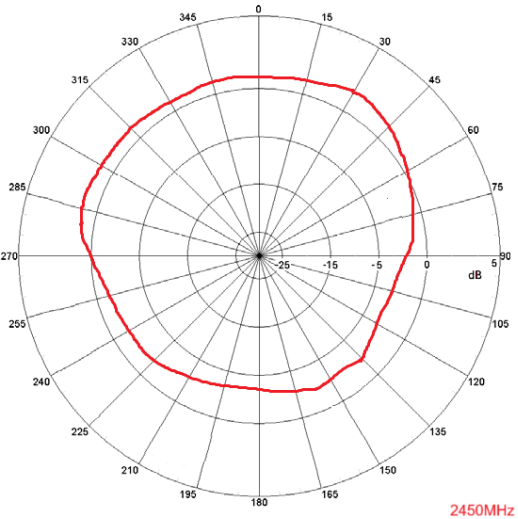
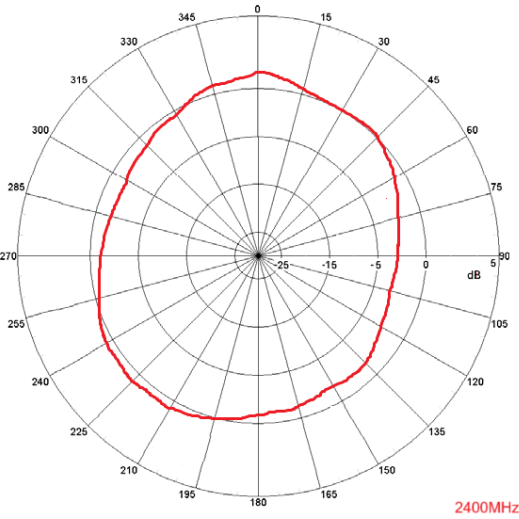
Product Name: Antenna

#### 4. Antenna - S Parameter Test Data 2.4G



Product Number: DF5DBI82564/5-30  
Product Name: Antenna  
5. Antenna - Radiation Pattern Test Data  
2.4GHz

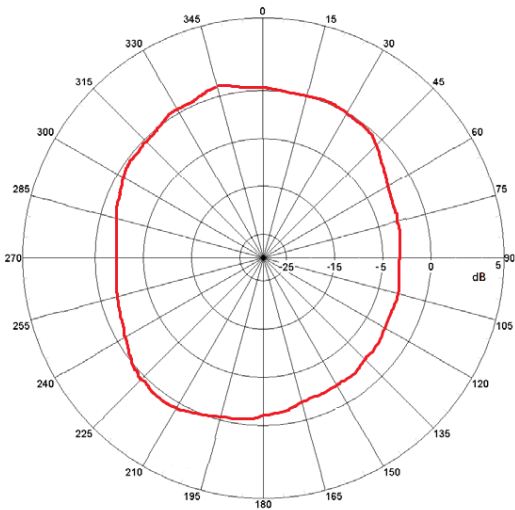
Frequency	E Total. dB(dB)	Efficiency(% )
2400MHz	1.61	80.61
2410MHz	1.71	81.79
2420MHz	1.56	85.63
2430MHz	1.78	82.54
2440MHz	1.60	83.78
2450MHz	2.00	82.74
2460MHz	1.72	83.89
2470MHz	1.60	84.64
2480MHz	1.53	81.11
2490MHz	1.46	85.43
2500MHz	1.53	82.42



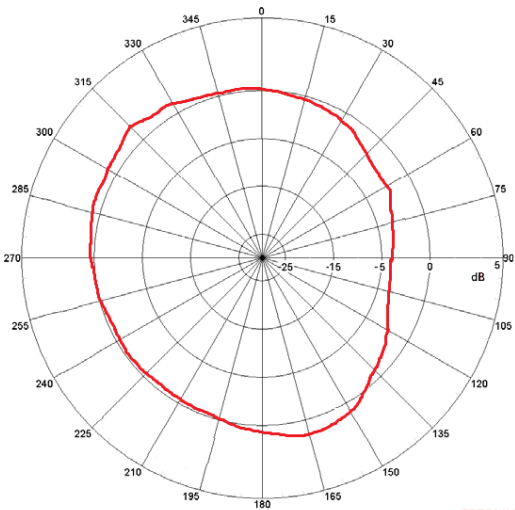


5GHz

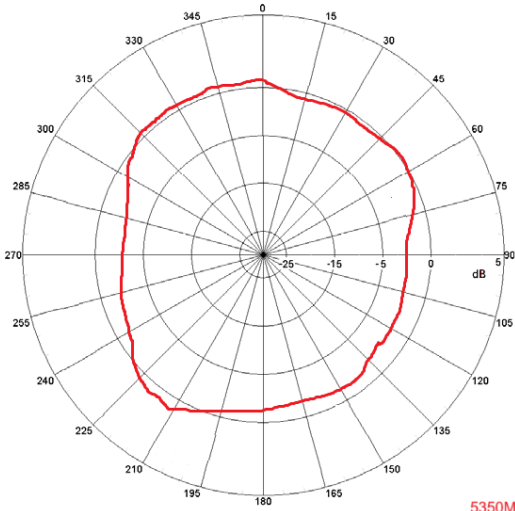
frequency 频率 (MHz)	gain 增益(dBi)	efficiency 效率(dBi)
5150	1.27	77.75
5250	1.98	76.34
5350	1.42	74.97
5450	1.9	78.96
5550	1.32	74.81
5650	1.67	73.23
5750	2.00	74.52
5850	1.94	76.29



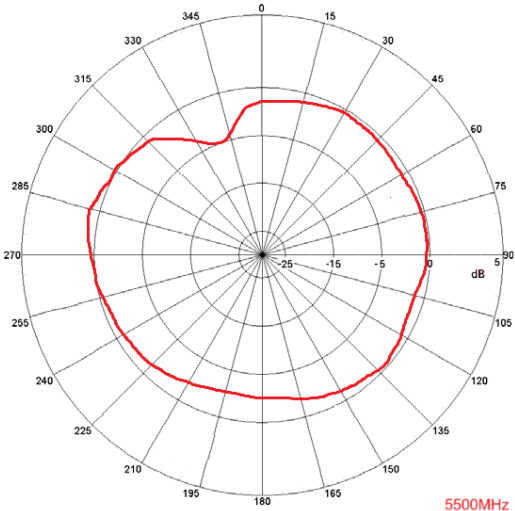
5150MHz



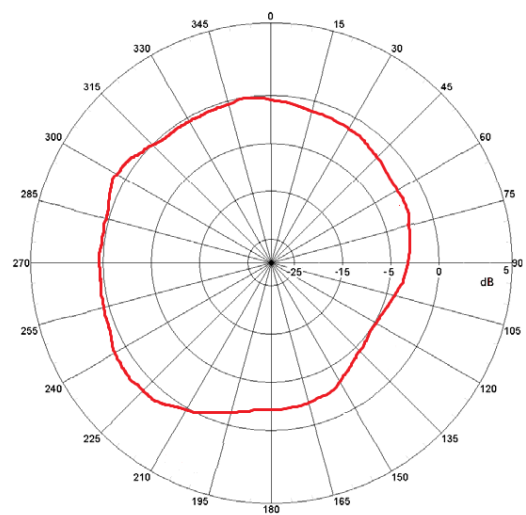
5250MHz



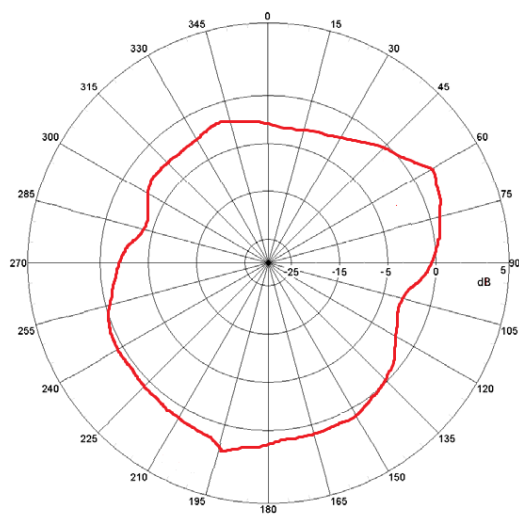
5350MHz



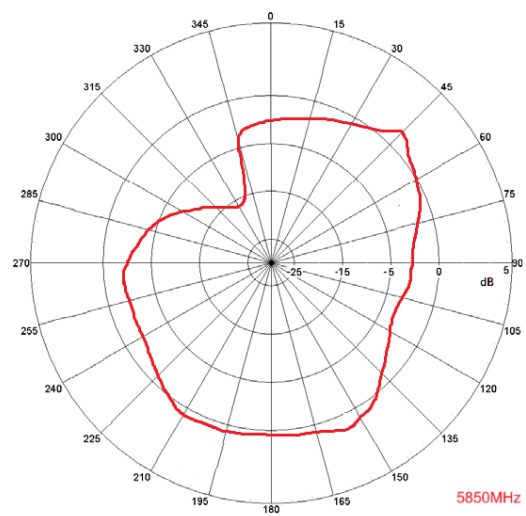
5500MHz



5650MHz

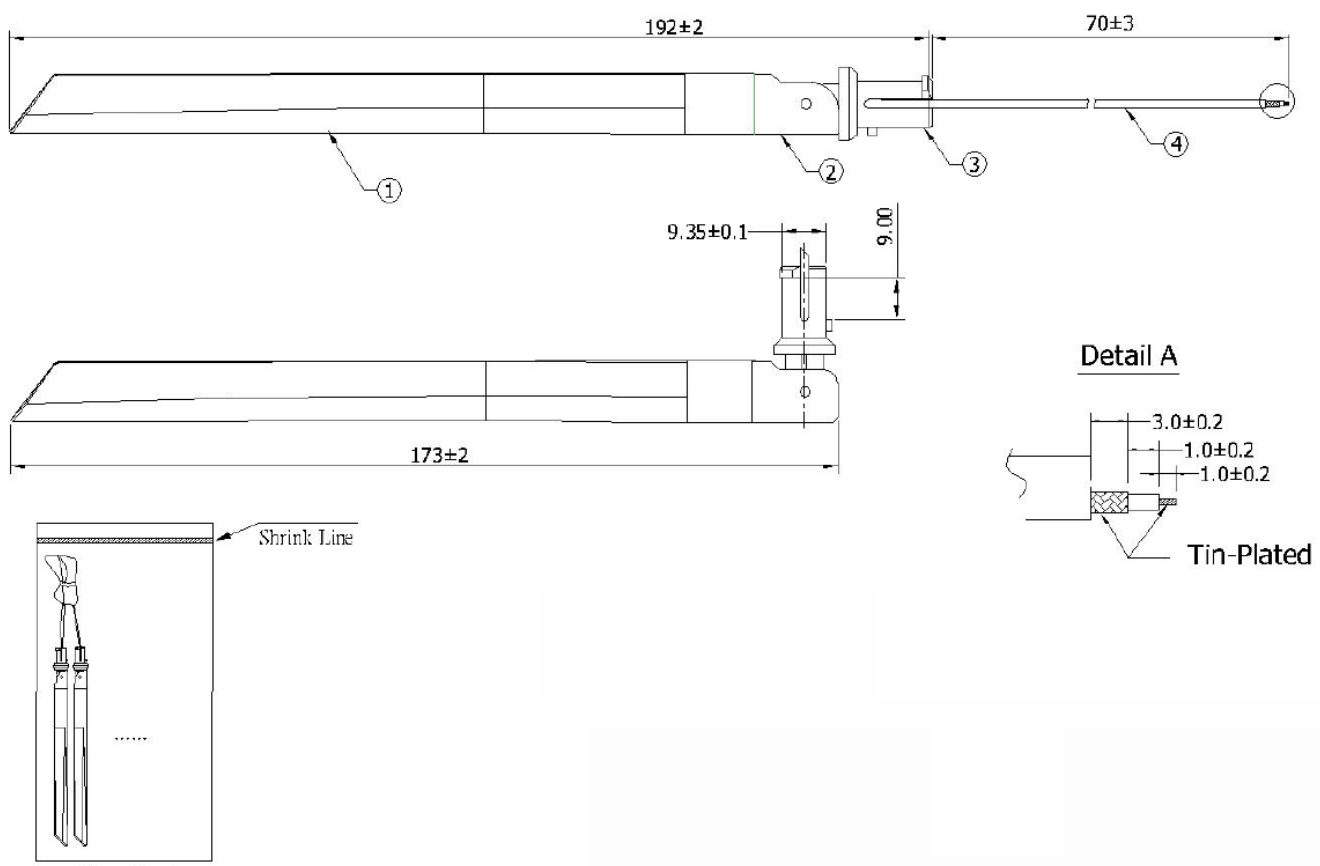


5750MHz



5850MHz

5. Mechanical and Packing Drawing



Unit:mm