

Children's fun is infinite

AI Kids Base

operating manual



One room, one bed, one home

And my doll

Please read this manual carefully and keep it safe before use

《A letter to users》

Dear Parents and children,

Our brand adheres to the original heart, determined to become the leading domestic affordable intelligence

Can toy manufacturers focus on developing products that inspire children's infinite potential. We firmly believe that in the process of children's growth, high-quality toys not only play the role of entertainment, but also the key carrier of education enlightenment and personality development. To this end, we have designed a series of interactive, intelligent and interesting AI learning companion toys.


These products fully integrate advanced AI technology and educational concepts for children

Children naturally accept scientific enlightenment in the relaxed and happy play, and realize the ideal education mode of "playing middle school". From AI interactive educational toys to AI intelligent toys to AI fun toys, we cover the different needs of children in various growth stages, helping them to achieve comprehensive development in multiple dimensions such as language ability, cognitive understanding and emotional communication.

We pay special attention to the practicality and affinity of the product design to ensure that every

Even a small detail can strongly promote children's practical skills and creative thinking development. Through the integration of advanced intelligent interactive technology, we further stimulate children's language communication potential. In this way, while children enjoy the fun brought by technological innovation, they can also grow wise. Our goal is to create a family environment that integrates education and entertainment, so that the emotional bond between parents and children can be deepened to create a warm and inspiring growth space.

The user manual contains important information, please keep it for later use.



The figure above is for reference only.

- Power on ----- and hold down the function key to power on
- Shutdown ----- Click and hold down the function key or use a voice command to power off/ Shut down"
- Distribution network ----- Double-click the function key
- Reconfigure the network ----- voice wake up command: Enter the distribution mode/enable the distribution Network/Connect to the network
- Play or stop offline music ----- In offline state, click the function key
- Send a micro chat ----- Hold down the function key to start recording when you hear the announcement. Release and send successfully
- Play micro chat messages ----- When connected, click Play the current unread message.
- Vibration wake up ----- Gently shake the toy to wake up interactive during body sleep
- When charging, the ----- indicator is red
- After the battery is fully charged, the ----- indicator is off
- Auto shutdown ----- Automatically shuts down after 45 minutes of no interaction

Attention! When distributing the network, We have to turn on Bluetooth and GPS and WIFI on our phones

rapid configuration

Method one:

Scan the QR code to view the distribution network video tutorial.




Method 2:

1. Scan the QR code on the box to download the APP well registration.

2. After long press the toy to turn it on, double click again

Or wake up the toy and say to him "enter the match.Network mode/Enable the distribution network/Connect to the network"



3. Open APP- top right corner of home page - Add device, guide network distribution according to APP.

off-line state

When the device is not connected to the Internet, there will be ten built-in songs to accompany the children: "Counting Ducks", "Little Star", "Little Red Riding Hood", "Alphabet Song", "Pug", "Whitewash", "Three Characters", "Insects Fly", "Three Bears" and "Two Tigers".

Attention! Offline, pause and play music by clicking the button!

Functional highlight

[Intelligent interaction] Accurate pickup, voice interruption and wake up, smooth and free human-machine dialogue.

[Massive resources] Rich cloud audio resource library, a large number of classic children's songs and fine color stories.

[Personalized alarm clock] Support personalized recording alarm bell, warm greetings in the morning and evening. 【 Bluetooth speaker 】

Bluetooth module, portable speaker.

[Vibration wake up] 10 minutes without interaction, enter the standby mode, just gently shake the play device will wake up.

15 minutes of no interaction, enter the sleep mode, just tap the toy, will make anthropogenic purring sound, such design cleverly simulated taking care of the baby

The real scene is full of fun and realism, giving the baby a full range of companionship.

[Habit formation] Drink water reminding, brushing teeth reminding, reading reminding, etc., so that the baby can cultivate good habits in play

Voice command word

[Wake-up word] "Xiaogongxiaogong" can modify the wake-up word according to your preference, please go to the APP device information page for specific use

【 Turn on Bluetooth 】 Turn on Bluetooth/Enter Bluetooth/Connect Bluetooth

【 Turn Off Bluetooth 】 Turn off Bluetooth/Exit Bluetooth/disconnect Bluetooth

[Turn up the volume] Turn up the volume/Turn up the volume/The volume is too low

[Turn down the volume] Turn down the volume/Turn down the volume/The volume is too high

[Device shutdown] Shut down/step down/Bye/see you next time/Please shut down

Attention! The toy will automatically shut down after 45 minutes without use, and needs to be turned back on!

One click micro chat

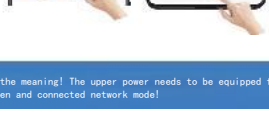
Sending at the toy end: Long press the function key when the device is connected to the network until it hears the voice and starts recording. Release the button to send.

Play on the toy side: In the connected state, click to play the current unread micro chat message

Double-click to play the history message. .



APP side: Click the "micro Chat" button, long press the "Hold and talk" button to record, release and send voice message to the toy.▲



Note the meaning! The upper power needs to be equipped for use in open and connected network mode!



Use safety precautions

This product is an electronic product, please keep away from water and high temperature! And all packaging materials, such as tape, plastic sheets, binding lines, packaging locks, labels, etc., are not part of the product and are not suitable for children to play.

In order to avoid causing security risks! Charging should be strictly in accordance with the product charging standard power use! Using a high-power plug will cause the battery to overheat and burn! Affect battery life!

Because the product is a plush shell, the equipment will heat up slightly, which is a normal phenomenon! Please try not to let children use it in the bed!

Service and quality

Products within one year from the date of purchase, non-human damage quality problems please contact the dealer to deal with (rechargeable batteries are consumable products, the specific after-sales process can consult the business).

Product repair card


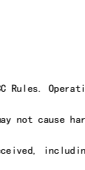
client information

name: phone: mailbox:


address:

product model:

date of purchase:



Qianji Zhike official wechat customer service



Buy more smart toys, please scan the code to buy

Manufacturer: Hebei Haifa Toys Co., LTD
Add: No. 61-1 Jinbao Road, Rongcheng County, Xiongan New Area, Hebei Province
Tel: 400-626-6688
Mailbox: qfc389@126.com

FCC Caution:

This device complies with part 15 of the FCC Rules. Operation is subject to the

following two conditions: (1) This device may not cause harmful interference, and (2)

this device must accept any interference received, including interference that may

cause undesired operation.

Any Changes or modifications not expressly approved by the party responsible for

compliance could void the user's authority to operate the equipment.

Note: This equipment has been tested and found to comply with the limits for a Class

B digital device, pursuant to part 15 of the FCC Rules. These limits are designed to

provide reasonable protection against harmful interference in a residential installation.

This equipment generates uses and can radiate radio frequency energy and, if not

installed and used in accordance with the instructions, may cause harmful interference

to radio communications. However, there is no guarantee that interference will not

occur in a particular installation. If this equipment does cause harmful interference to

radio or television reception, which can be determined by turning the equipment off

and on, the user is encouraged to try to correct the interference by one or more of the

following measures:

-Reorient or relocate the receiving antenna.

-Increase the separation between the equipment and receiver.

-Connect the equipment into an outlet on a circuit different from that to which the

receiver is connected.

-Consult the dealer or an experienced radio/TV technician for help.

The device has been evaluated to meet general RF exposure requirement. The device

can be used in portable exposure condition without restriction.