



## ANNEX C EUT EXTERNAL PHOTOS

### PCB Antenna


FRONT VIEW OF EUT




REAR VIEW OF EUT




LEFT VIEW OF EUT




RIGHT VIEW OF EUT



TOP VIEW OF EUT




BOTTOM VIEW OF EUT






Ceramics Antenna


FRONT VIEW OF EUT




REAR VIEW OF EUT



LEFT VIEW OF EUT




RIGHT VIEW OF EUT






TOP VIEW OF EUT




BOTTOM VIEW OF EUT




External Antenna

FRONT VIEW OF EUT




REAR VIEW OF EUT






LEFT VIEW OF EUT




RIGHT VIEW OF EUT







TOP VIEW OF EUT




BOTTOM VIEW OF EUT



PCB Antenna peak gain(3.3dBi)




PCB Antenna peak gain(2.3dBi)





Dipole Antenna peak gain(2dBi)



--BLANK BELOW--