

Body Fat Scale

User manual

**Please read this manual carefully before use, and
keep it properly.**

Product Introduction



Display Symbol



BT Icon

Disconnected: Not lit

Connected: Lit up



Battery Icon

Normal Power: Not lit

Low Power: Lit up

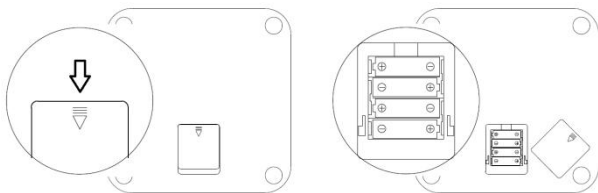
LED index during measurement

Measuring Fat: LED screen display “→--”

Measuring Heart rate: LED screen display “”

Install battery

Push and open the cover of the battery case, insert 4 AA batteries in it as below diagram shown.



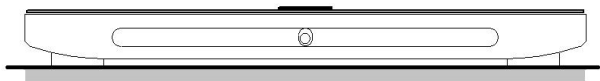
Notice

When the battery is low power, unstable weighing maybe occurred, such as abnormal weight displays when the scale is activated, please change new battery.

Operation method

Step 1 Properly place the scale

Place the body fat scale on the dry、stable、and hard ground.
To avoid affecting the weighing accuracy, please don't put the scale on the soft surfaces such as carpets



Step 2 Download and install APP

Scan below QR code, follow the prompts to download and install the APP, or search and download the APP in major Android APP market or Apple store.

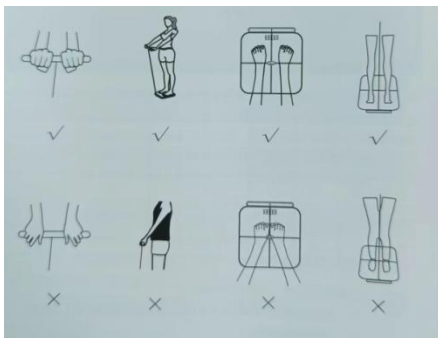


Step 3 Register and binding the Scale

1. Turn on Bluetooth on the mobile, then open the APP, follow the prompts to complete registration and login.
2. Then in the window of “Personal”-> “Equipment”, click on “Add device” and select the right model to bind until prompted with “Binding successful”.

Step4 Measuring

1. Place the body fat scale on the dry、stable、and hard ground (don't put the scale on the soft surfaces such as carpets), turn on the Bluetooth of the mobile.
2. Open APP and enter the page of Body fat measurement, take off the shoes and socks, stand barefoot on the body fat scale and then pull up the handle as below diagram shown, follow the text and voice prompts on the APP pages to measure and synchronize the data until all measurements are completed.



***Pure weight measurement mode:** If only want to weigh body weight, no need to pull handle, just wear shoes and socks on the scale to weigh; if need to measure other data such as body fat rate, it is necessary to stand barefoot on the scale and pull up the handle correctly as above diagram shown.

***Lite measurement mode:** If only want to measure and learn about “weight、fat rate、heart rate” 4 body index, just stand on the scale and pull up the handle correctly to measure without using mobile and APP. After all measurements finished, you can check the data through the LED screen.

***Small objects measurement mode:** To weigh small objects,

just quickly press the scale to activate (pressing time less than 2 seconds, pressure greater than 4Kg) when the scale is in sleep mode, the scale enters into small objects measurement mode after activation; If the pressure weight exceeds 10Kg and the pressure is continuously applied for more than 2 to 5 seconds, the scale will exit small objects measurement mode and enter into normal body weight measurement mode.

Step4 Records review

*For APP online measurement mode, after all measurements are finished, main data such as "weight、body fat、heart rate、BMI" will be automatically updated to the APP homepage. To view detailed measurement reports, please click the measurement records below on the APP homepage.

*It is recommended to use the APP for every measurement, and follow the APP prompts to operate correctly. The measurement data will be automatically saved locally for future review.

Basic parameters

Battery: 4 AA size batteries

Size: 320mm * 320mm * 35mm

Net weight: 2.15kg

Gross weight: 2.50kg

Weighing range: 0.1kg~150kg

Panel material: 6mm ITO film tempered glass

Case material: ABS

Operating Temperature: $-10^{\circ}\text{C} \sim 50^{\circ}\text{C}$

Kindly reminder: The pressure should be greater than 4Kg to activate the body fat scale, and the effective weighing range is 0.1kg~150kg

Mobile connection method: Bluetooth connection (the body fat scale can only be connected to one mobile device at one time, and the mobile device's Bluetooth can be turned off after the measurement is completed).

Device requirements:



Android 5.0 and above systems



iOS 8.0 and above systems



Cautions

1. To prevent falling and injuring, don't operate the body fat scale when the ground is slippery or when the feet and scale glass surface are wet.
2. Regarding the measurement of fat and moisture ratio, the following user measurement data may have some deviations:
 - Children under 10 years old
 - Elderly people above 70 years old
 - Bodybuilders or similar professions practitioner
3. The following persons are not recommended to use this product:
 - Pregnant women and individuals with body swelling
 - Patients undergoing artificial dialysis

treatment

- Individuals with pacemakers or other transplanted medical devices in their bodies

4.6 For children under 6 years old, this product only support weight measurement and do not support other measurement items such as BMI and fat rate.



Reminders

1. To ensure the accuracy of the data, it is recommended to measure at the same time every day.
2. The above measurement reports are only for reference of body shaping and body parameters. This product does not have the purpose of diagnosing、preventing、monitoring、treating or relieving diseases, nor does it have the purpose of diagnosing、monitoring、treating、relieving or compensating for physical injury; this product should not be used in medical、health、epidemic prevention and other related medical institutions such as hospitals and clinics.

Limitation of liability

Within the limits permitted by applicable laws, our company's maximum liability for any losses suffered by due to use the product described in this product manual is limited to the price you paid for the product.

Within the limits permitted by applicable laws, our company shall not compensate for any indirect、consequential、incidental、secondary、or special injury arising from the use of the product described in the manual under any circumstances, nor shall we compensate for any loss of profits、data、business goodwill、 etc.

Privacy Protection

The measurement data of this product is partly stored on the body fat scale and in the mobile APP, these private data will be kept by the user themselves.

Security Information

When using this product, please read and follow the precautions in the manual to avoid dangerous situations and ensure the normal operation of the product.

FCC Statement

Note: This equipment has been tested and found to comply with the limits for a Class B digital device, pursuant to part 15 of the FCC Rules. These limits are designed to provide reasonable protection against harmful interference in a residential installation. This equipment generates, uses and can radiate radio frequency energy and, if not installed and used in accordance with the instructions, may cause harmful interference to radio communications. However, there is no guarantee that interference will not occur in a particular installation. If this equipment does cause harmful interference to radio or television reception, which can be determined by turning the equipment off and on, the user is encouraged to try to correct the interference by one or more of the following measures:

- Reorient or relocate the receiving antenna.
- Increase the separation between the equipment and receiver.
- Connect the equipment into an outlet on a circuit different from that to which the receiver is connected.

—Consult the dealer or an experienced radio/TV technician for help.

This device complies with part 15 of the FCC Rules. Operation is subject to the following two conditions:(1) This device may not cause harmful interference, and (2) this device must accept any interference received, including interference that may cause undesired operation.

Any changes or modifications not expressly approved by the party responsible for compliance could void the user's authority to operate the equipment.

The device has evaluated to meet general RF exposure requirement. The device can be used be in portable exposure without restriction.