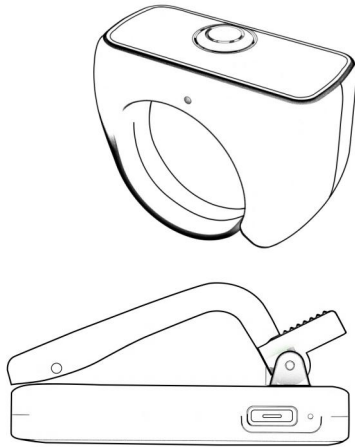


COBAK

Thank you



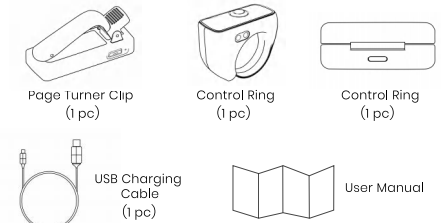
E-Reader Page Turner

User Manual

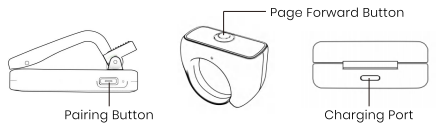
Introduction

Thank you for purchasing the CoBak E-Reader Page Turner. This accessory is designed to enhance your reading experience by allowing you to turn pages on your e-reader device hands-free using a clip, ring, and charging dock system.

Package Contents



Product Overview:



- 1 -

Using the Page Turner

• Press the button on the ring

The clip's indicator light will flash blue once and the page will turn forward.



Charging the Devices

1. Without USB Connected:

- Place the ring and clip into the charging dock. The indicator light will turn orange to indicate charging. Once fully charged, the orange light will turn off.

2. With USB Connected:

- Plug the USB charging cable into the charging port on the charging dock and connect the other end to a USB power source. The indicator light will flash green. Once the charging dock, ring, and clip are fully charged, the green light will stay on continuously.

3. Charging time:

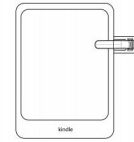
- Approximately 3.5 hours.

- 2 -

Installation Instructions

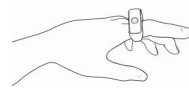
1. Attach the Clip:

Securely attach the clip to the top edge of your e-reader device, ensuring it is aligned properly.



2. Wear the Control Ring:

Place the control ring on your finger, ensuring it fits comfortably.



Pairing the Devices

1. Default Pairing:

- The clip and ring are pre-paired at the factory.

2. Re-Pairing:

- Press and hold the pairing button on the clip until the indicator light flashes blue.
- Press the button on the ring. The clip's indicator light will flash blue once to confirm successful pairing.

- 3 -

Maintenance

- Clean the page turner components with a soft, dry cloth.
- Avoid using harsh chemicals or submerging the devices in water.

Warranty

This product comes with a 1-year warranty. For more information, please visit our Amazon store or contact customer service.

Product Specifications

Clip Battery Capacity :	300mAh
Ring Battery Capacity :	25mAh
Dock Battery Capacity :	750mAh
Charging Interface :	Type-C
Charging Time :	3.5 hours
Transmission Power :	Class II (-6dBm to + 4dBm)
Frequency :	2.4GHz


- 4 -



Correct use of page turner



The green part of the page turner sensor contacts the green area of the screen (shown on the right).



The reader screen senses the appropriate area.



page forward

Correct use of the single clip

Page turner incorrect use



Wrong: Clamped backwards



Wrong: Clamped too far inside



Wrong: Clamped on the upper and lower edges



Wrong: Not clamped in the reading area

This device complies with part 15 of the FCC Rules. Operation is subject to the following two conditions: (1) This device may not cause harmful interference, and (2) this device must accept any interference received, including interference that may cause undesired operation.

Any Changes or modifications not expressly approved by the party responsible for compliance could void the user's authority to operate the equipment.

Note: This equipment has been tested and found to comply with the limits for a Class B digital device, pursuant to part 15 of the FCC Rules. These limits are designed to provide reasonable protection against harmful interference in a residential installation. This equipment generates uses and can radiate radio frequency energy and, if not installed and used in accordance with the instructions, may cause harmful interference to radio communications. However, there is no guarantee that interference will not occur in a particular installation. If this equipment does cause harmful interference to radio or television reception, which can be determined by turning the equipment off and on, the user is encouraged to try to correct the interference by one or more of the following measures:

- Reorient or relocate the receiving antenna.
- Increase the separation between the equipment and receiver.
- Connect the equipment into an outlet on a circuit different from that to which the receiver is connected.
- Consult the dealer or an experienced radio/TV technician for help.

FCC Radiation Exposure statement

The device has been evaluatec to meel general RF exposure requirement. The device can be used in portable exposure condition without restriction.