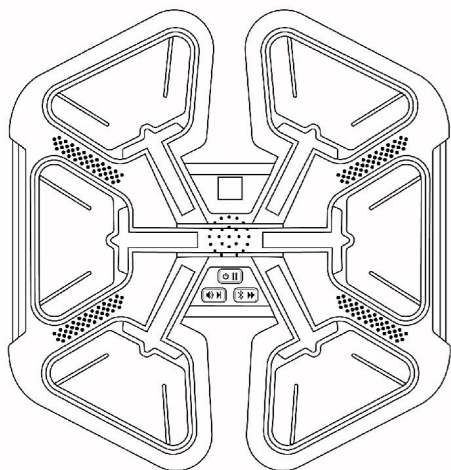


MUSIC BOXING MACHINE

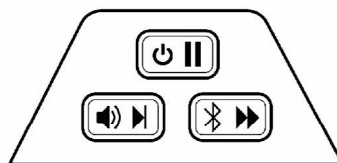
User Manual



Please read the manual before using the product.

INSTRUCTION FOR BATTERY VERSION

The three AA batteries are not included.



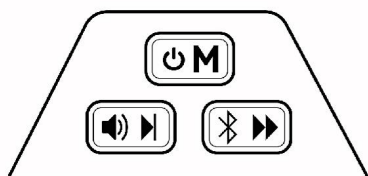
Battery Version

- Long press to turn on/off; short press switch Mode
- Press to shift the audio volume; long press to mute
- Press to shift the speed; long press to change the song

WARNING

1. Please use AA batteries for this product.
2. Users should regularly inspect the inverter or charger for any damage to the power cable, plug shell, or other components. Do not use the product until any damages are repaired.
3. The product must be used with the recommended charger.
4. Batteries should only be charged under adult supervision.
5. The power terminal must not be short-circuited.
6. Wear boxing gloves when using this product.
7. Please unplug the charger before cleaning the product.

INSTRUCTION FOR BLUETOOTH VERSION

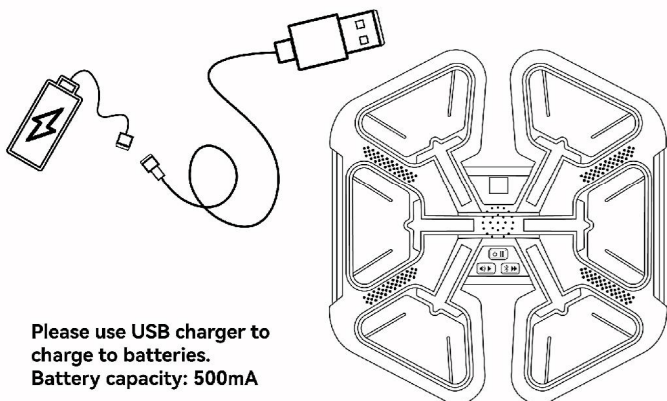


Bluetooth Version

- Long press to turn on/off; short press switch Mode
- Press to shift the audio volume; long press to change the song
- Press to shift the speed; long press to connect to the Bluetooth

Tip: Bluetooth name is Quanji

CHARGING



Please use USB charger to charge to batteries.
Battery capacity: 500mA

INSTALLATION INSTRUCTION

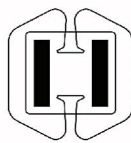


Figure 1

Installation Method 1:
As shown in Figure 1, remove the backing of the stickers, and then place the product onto the desired location and press firmly.

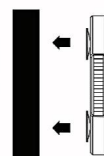


Figure 2

Installation Method 2:
As shown in Figure 2, attach the suction cups to the product. And then press the product firmly onto the desired surface. For best results, use it on a tile wall.

Tips:

- Spray a small amount of water on the suction cups before pressing them onto the wall to improve adhesion.
- If the product will not be used for an extended period, please remove it from the wall to prevent damage.

FCC STATEMENT :

This device complies with Part 15 of the FCC Rules. Operation is subject to the following two conditions:

- (1) This device may not cause harmful interference, and
- (2) This device must accept any interference received, including interference that may cause undesired operation.

Warning: Changes or modifications not expressly approved by the party responsible for compliance could void the user's authority to operate the equipment.

NOTE: This equipment has been tested and found to comply with the limits for a Class B digital device, pursuant to Part 15 of the FCC Rules. These limits are designed to provide reasonable protection against harmful interference in a residential installation. This equipment generates uses and can radiate radio frequency energy and, if not installed and used in accordance with the instructions, may cause harmful interference to radio communications. However, there is no guarantee that interference will not occur in a particular installation. If this equipment does cause harmful interference to radio or television reception, which can be determined by turning the equipment off and on, the user is encouraged to try to correct the interference by one or more of the following measures:

- Reorient or relocate the receiving antenna.
- Increase the separation between the equipment and receiver.
- Connect the equipment into an outlet on a circuit different from that to which the receiver is connected.
- Consult the dealer or an experienced radio/TV technician for help.

FCC Caution.

This device complies with part 15 of the FCC Rules. Operation is subject to the following two conditions: (1) This device may not cause harmful interference, and (2) this device must accept any interference received, including interference that may cause undesired operation.

Any Changes or modifications not expressly approved by the party responsible for compliance could void the user's authority to operate the equipment.

Note: This equipment has been tested and found to comply with the limits for a Class B digital device, pursuant to part 15 of the FCC Rules. These limits are designed to provide reasonable protection against harmful interference in a residential installation. This equipment generates uses and can radiate radio frequency energy and, if not installed and used in accordance with the instructions, may cause harmful interference to radio communications. However, there is no guarantee that interference will not occur in a particular installation. If this equipment does cause harmful interference to radio or television reception, which can be determined by turning the equipment off and on, the user is encouraged to try to correct the interference by one or more of the following measures:

- Reorient or relocate the receiving antenna.
- Increase the separation between the equipment and receiver.
- Connect the equipment into an outlet on a circuit different from that to which the receiver is connected.
- Consult the dealer or an experienced radio/TV technician for help.

***RF warning for Portable device:**

The device has been evaluated to meet general RF exposure requirement. The device can be used in portable exposure condition without restriction.

.....