


## **Appendix II**

### **Setup Photographs**


**Project No.: 4791394016-1**

## AC Power Line Conducted Emission




## Radiated Band edge and Spurious Emission (Above 1 GHz)


X axis (Final)



Y axis




Z axis





RADIATED RF MEASUREMENT SETUP (30MHz~1GHz)



RADIATED RF MEASUREMENT SETUP (Below 30MHz)

