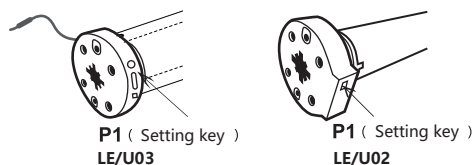
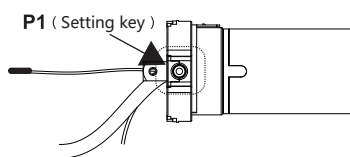


5. Click "Next" after the distribution network is successful

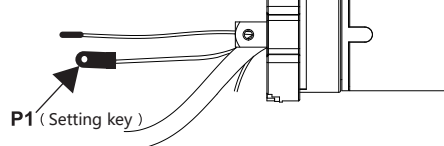
25 Series DC Tubular Motor



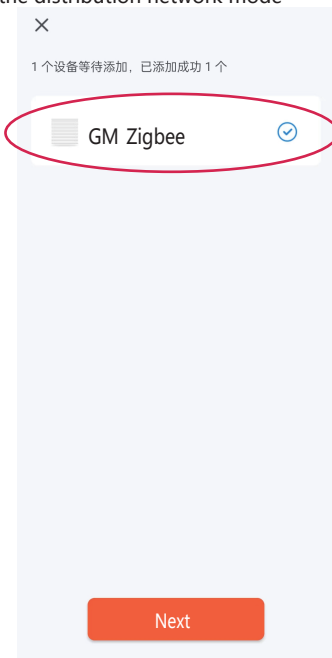
35 Series /45 Series Tubular Motor



59 Series Tubular Motor

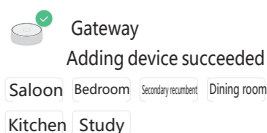


1. Press the motor setting key three times to enter the distribution network mode



4. Click "Next"

Successfully added



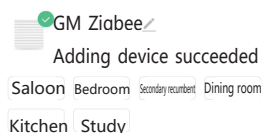
6. Note the user's easy to remember name, and click "Finish" to complete the gateway distribution



2. Open "TUYA APP" and click "+" on the upper right to add a device

Complete

Successfully added



5. Note that the user can easily remember the device name and select the location, and click Finish



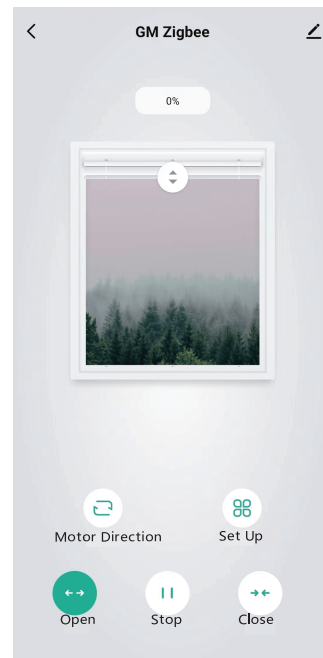
Tubular Motor network operation guide



Add manually



3. Find the device and click "Add"



6. Motor distribution network succeeded