275mm

105mm

T20

口袋快拍支架

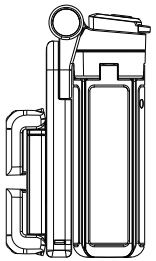

使用说明书

产品介绍

欢迎使用T20-口袋快拍支架!

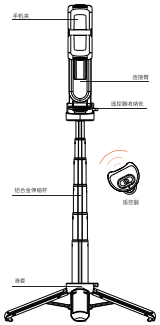

操作步骤

向上拉动一部分然后打开支架，调整合适角度。

按压底部开关可轻松打开支脚

向外打开支脚

打开伸缩杆至所需的长度。

拉开靠近夹臂金属的尺寸

将手机放入靠近夹内

手机夹可进行180°旋转。

用手指环通过插头手机下方取出可进行远程拍摄。

遥控器使用说明

遥控器使用说明: 滑动遥控器后面开关，遥控器指示灯闪烁，打开手机"设置"-蓝牙"开启蓝牙搜索"ADYSS"点击设备名称配对，显示"已连接"后，指示灯停止闪烁，即连接成功。

支持手机系统: 苹果系列机型(IOS 5.0以上系统)，安卓系列机型(Android 4.2.2以上系统)，鸿蒙全系列机型。请按时更新手机系统，避免版本过低无法兼容使用。

产品参数

产品型号：T20	产品名称：口袋快拍支架
最大承重能力：500g	工作电压：2V
主要材料：铝合金&ABS塑料	工作温度：-20~60℃
支持系统：Android,IOS,鸿蒙	遥控器电池容量：55mAh
折叠尺寸：62.5*36.5*110mm	遥控器待机时间：180天
拉伸尺寸：172*172*440mm	

注意事项

- 请小心收纳，避免夹手。
- 使用前请确认使用地域和设施限制的场所，禁止违法公共秩序的行为。
- 请勿将产品置于高处及不平坦台面，地面，以及的高落处。
- 请勿使用超出产品外观电池，导致产生发热及电池起火。
- 请勿自行拆开，改造本产品。
- 请勿摔击，挤压本产品，容易引起内部故障。
- 请勿将本产品置入炉温，微波炉内。
- 请勿将本产品放入小书，公文包内。
- 警告：本产品不适合3岁及以下儿童单独操作使用。

保修卡

产品型号:	购买地址:
购买日期:	订单号码:
客户姓名:	保修内容:
联系地址:	

一年有限保修摘要

我们保证所附带的硬件产品，从原先零售购入的日期一年内在材料和工艺方面无瑕疵，均可登录售后问题，且同时正常使用情况下免除保，对于零件或设备因造成的损坏长不做赔偿，若要获取帮助可以发送邮件给零售店或直接向顾客服务商，即可为您的产品的售后行使权，更换你享有所保修权益是利加在本地消费者法律保障范围内的权利以外的，且您根据本保修政策提出要求时，可能需要提供购买证明的详细信息。

MADE IN CHINA

T20

Pocket Grip Tripod

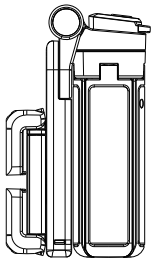

User Manual

Product Introduction

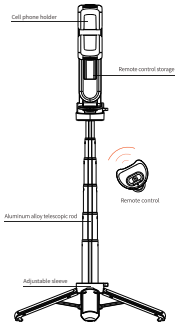

Operating Steps

Pull up a section to open the quadripod, then adjust it to a suitable angle.

Press the bottom switch to easily open the support legs.

Open the support legs outward.

Pull the telescopic rod to the required length.

Pull the phone clip to the appropriate size.

Place the phone into the phone clip.

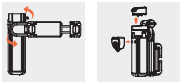

The quadripod can be rotated 180°.

Removing the remote control can be used to take photos.

Remote Control Instruction

Slide the switch on the back of the remote control, and the indicator light will flash. Open the phone's "Settings - Bluetooth" to turn on Bluetooth and search for "**ADYSS**." Click on the device name to pair. Once "Connected" is displayed, the indicator light will stop flashing, indicating a successful connection

Support for mobile phone systems: Apple series models (IOS 5.0 or above), Android series models (Android 4.2.2 or above), and all Hongmeng series models. Please update the mobile phone system on time to avoid incompatible use due to low version.

Product parameters

Product model: T20	Product name: Pocket Grip Tripod
Maximum bearing capacity: 500g	Working voltage: 2V
Main material: Aluminum alloy&ABS	Working temperature: -20~60C°
Systems: Android, IOS, HarmonyOS	Remote control battery: 55mAh
Folding size: 62.5*36.5*110mm	Standby time: 180days
Stretch size: 172*172*440mm	

Attention

- Please store it carefully to avoid pinching your hands.
- Before use, please confirm the places with geographical and facility restrictions, and prohibit acts against public order.
- Do not place the product on high places, uneven countertops and floors to prevent falling damage.
- Do not use the power supply exceeding the load of the product, which will cause the product to heat up and the circuit board to burn out.
- Do not disassemble or modify this product by yourself.
- Do not hit or throw this product, which may cause internal failure.
- Do not put the product in a low temperature and humid place.
- Do not throw the product into the fire and keep away from the fire source.
- Warning: This product is not suitable for children under 3 years old to operate alone.

Warranty card

Product model:	Purchase address:
Purchase date:	Order number:
Customer Name:	Warranty content:
Contact address:	

One year limited warranty summary

Adyss guarantees that the attached hardware products are free from defects in materials and workmanship within one year from the date of original retail purchase, and can accept after-sales problems. Adyss does not guarantee normal wear and tear, nor does it guarantee damage caused by accident or abuse. To obtain the service, you can visit the retail store owned by adyss or the authorized service provider of adyss to repair and replace your products at your discretion. Your warranty rights are in addition to the rights provided by local consumer law. When you file a claim under this warranty policy, you may need to provide details of the proof of purchase.

MADE IN CHINA

This device complies with part 15 of the FCC Rules. Operation is subject to the following two conditions: (1) this device may not cause harmful interference, and (2) this device must accept any interference received, including interference that may cause undesired operation.
Any changes or modifications not expressly approved by the party responsible for compliance could void the user's authority to operate the equipment.
NOTE: This equipment has been tested and found to comply with the limits for a Class B digital device, pursuant to Part 15 of the FCC Rules. These limits are designed to provide reasonable protection against harmful interference in a residential installation. This equipment generates, uses and can radiate radio frequency energy and, if not installed and used in accordance with the instructions, may cause harmful interference to radio communications. However, there is no guarantee that interference will not occur in a particular installation.
If this equipment does cause harmful interference to radio or television reception,
which can be determined by turning the equipment off and on, the user is encouraged to try to correct the interference by one or more of the following measures:
-- Reorient or relocate the receiving antenna.
-- Increase the separation between the equipment and receiver.
-- Connect the equipment into an outlet on a circuit different from that to which the receiver is connected.
-- Consult the dealer or an experienced radio/TV technician for help.
The device has been evaluated to meet general RF exposure requirement. The device can be used in portable exposure condition without restriction

项目名称	T20中英文说明书-R2	制图人	DZW	尺寸:275*105mm 材质:128g双铜,折页,正面中文,背面英文
物料编号		审核人		
比例	1:1	日期	2025-03-19	