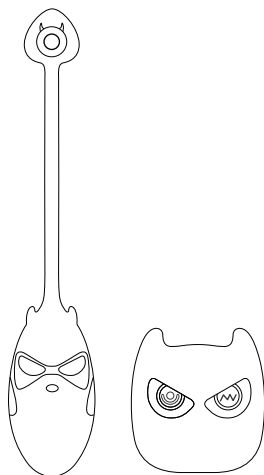


Poptoy™ on and on

Imp Vibrating Massager

Thank you for purchasing our products, please read this user's manual carefully before using this product.



User's Manual

Quick Guide

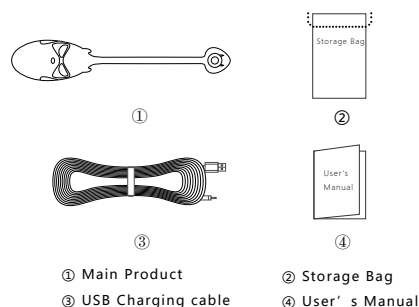
Product Introduction

Because of his childish, naughty and mischievous spirits, his fellows called him "Imp", but he never cares about it. Imp never follows the traditional rules of demon clan, his only pursuit is to have a free life according to his own ideas.

It certainly doesn't like a sexy toy, its cute appearance is just like a hand-made nendoroid. You never need to think about how to conceal it. 10 patterns of vibration, from low intensity to high intensity. Wireless remote control, you can secretly control it anytime and anywhere.



Items in Packaging



How to Use



Power Button

Press&hold this button to turn on/off this vibrator, the button indicator lights once it was turned on. Press this button again to switch different vibration patterns (10 patterns in total)



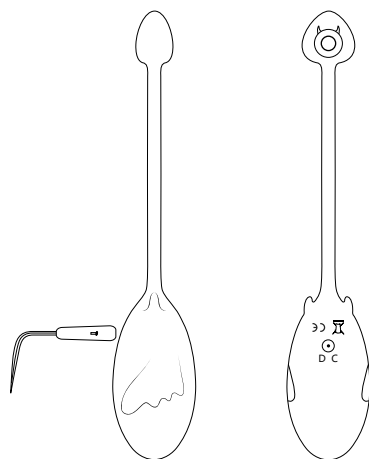
Vibration Button

Press this button to shift different vibration frequencies (10 patterns in total)

Power Button

Press & hold it for 3 seconds to turn on/off the remote

Charging



Charging Method

- Insert the DC end of the charging cable into the charging port of the vibrator, then plug the USB end of the charging cable to any computer's USB port or any USB socket.
- Do not immerse the charging port in water for a long time, or pressurize the liquid into the charging port
- The indicator LED twinkles when the device is charging, once the device is fully charged, the indicator LED stop twinkling.

Caution

Clean and Storage

- Always clean this product thoroughly before and after each use.
- This product is water-proof design, you can wash it under a faucet, but do not immerse it in water for a long time.
- Do not use alcohol-based, corrosive detergents or disinfectants to clean this product.
- It is recommended to clean it with bath cream or soap, then wash it with water.
- After cleaning, please use a towel to dry the product and well store it.
- Do not put this product in hot water or hot steam, high temperature will damage the product.

Notes



This device complies with part 15 of the FCC Rules.Operation is subject to the following two conditions:
(1)This device may not cause harmful interference ,and
(2)this device must accept any interference received,including interference that may cause undesired operation.

Specifications&Information

Specifications

- Brand Name: Poptoy
- Item No.: PT-003
- Product Name: imp
- Measurements: 189mm*33mm
- Packing Size:150mm*140mm*55mm
- Net Weight: 75g
- Materials: Silicone+ABS
- Rated Voltage: 3.7V
- Rated Current: 180mA
- Charging Method: DC
- Water-proof: Daily
- Duration: 1 hour
- Charging Time: 2.5 hours
- Max. Noise: lower than 55dB
- Color: Red
- Production Function: Vibration
- Modes: 10 patterns of vibration
- Packaging Includes: Main product, user's manual, charging cable, storage bag.
- Place of Origin: PRC
- Executive Standard: Q/TR 2- 2016

英文说明书

This device complies with part 15 of the FCC Rules. Operation is subject to the following two conditions: (1) this device may not cause harmful interference, and (2) this device must accept any interference received, including interference that may cause undesired operation. Any changes or modifications not expressly approved by the party responsible for compliance could void the user's authority to operate the equipment.

NOTE: This equipment has been tested and found to comply with the limits for a Class B digital device, pursuant to Part 15 of the FCC Rules. These limits are designed to provide reasonable protection against harmful interference in a residential installation. This equipment generates, uses and can radiate radio frequency energy and, if not installed and used in accordance with the instructions, may cause harmful interference to radio communications. However, there is no guarantee that interference will not occur in a particular installation.

If this equipment does cause harmful interference to radio or television reception, which can be determined by turning the equipment off and on, the user is encouraged to try to correct the interference by one or more of the following measures:

- Reorient or relocate the receiving antenna.
- Increase the separation between the equipment and receiver.
- Connect the equipment into an outlet on a circuit different from that to which the receiver is connected.
- Consult the dealer or an experienced radio/TV technician for help.

The device has been evaluated to meet general RF exposure requirement. The device can be used in portable exposure condition without restriction