

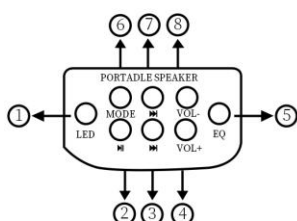
PORTABLE SPEAKER

AM-2301






MANUAL

Panel functions:

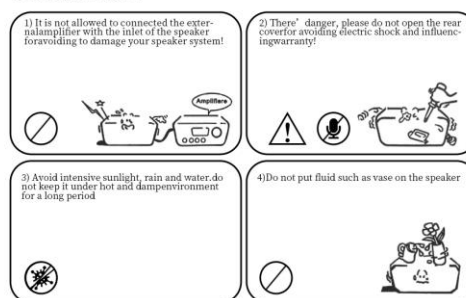


- 1. Light ON/OFF
- 2. Short press to PLAY/PAUSE the music.
- 3. Short press to the next song
- 4. Volume + Control
- 5. Press the EQ button into EQ control.
- 6. Volume -Control
- 7. Short press to the previous song
- 8. Mode Button

External jack function :

- DC5V  External DC 5V power supply.
- USB/TF  Support to play music file stored in the memory card,
- MIC jack  Connecting external microphone.

Cautions



Please charge the machine before use if it is not used for over 1 month

Trouble Shooting

No electricity

First check that the power switch is on (switch is in a state of "NO" to open). If the above situation, please turn off the power on. Connect the power cord to the machine after charging, or plugged in, let the machine work while charging.

Noise of speaker

Speaker has the property of low noise, sometimes the background noise of the music player and computer sound card is several times higher than that of the speaker. Therefore, please unplug the audio wire of the speaker when check, and the noise of the speaker shall not hear at 0.5m away

Charging Instruction:

Please plug in the power cable to charge the speaker and the charging indicator is on at the same time.
Please power off the speaker while it's charging.
Charge time is about 4 hours.
5mA charging current to protect the battery.
Please plug in the power cable to power on the speaker if the battery is damaged.

FCC Warning:

This device complies with Part 15 of the FCC Rules. Operation is subject to the following two conditions:

- (1) This device may not cause harmful interference, and (2) this device must accept any interference received, including interference that may cause undesired operation.

NOTE 1: This equipment has been tested and found to comply with the limits for a Class B digital device, pursuant to part 15 of the FCC Rules. These limits are designed to provide reasonable protection against harmful interference in a residential installation. This equipment generates, uses and can radiate radio frequency energy and, if not installed and used in accordance with the instructions, may cause harmful interference to radio communications. However, there is no guarantee that interference will not occur in a particular installation. If this equipment does cause harmful interference to radio or television reception, which can be determined by turning the equipment off and on, the user is encouraged to try to correct the interference by one or more of the following measures:

- Reorient or relocate the receiving antenna.
- Increase the separation between the equipment and receiver.
- Connect the equipment into an outlet on a circuit different from that to which the receiver is connected.
- Consult the dealer or an experienced radio/TV technician for help.

NOTE 2: Any changes or modifications to this unit not expressly approved by the party responsible for compliance could void the user's authority to operate the equipment.

The device has been evaluated to meet general RF exposure requirement. The device can be used in portable exposure condition without restriction.