


MACALLY

IPKBCASEM7



Keyboard Case for iPad mini 7 A17 Pro(2024) & Mini 6 (2021) 8.3", 360° Rotate Case for iPad mini 7th/6th Generation

For iPad Mini 7 A17 Pro(2024) & Mini 6 (2021) 8.3"

MACALLY

Welcome to the Macally family and thank you for purchasing the IPK-BCASEM7 .

Our mission is to deliver aesthetically pleasing, high-quality and affordable peripherals and accessories to satisfied customers. We do that by creating products that are both innovative and practical but most important easy-to-use.

If you have any questions, feedback, or just want to say hi, please reach out to us at techsupport@macally.com or on any one of our social media channels.

Don't forget to share your setup with us using [#macally](#) and follow us for to get exclusive offers.



MacallyUSA



With Love From Southern California,
Macally

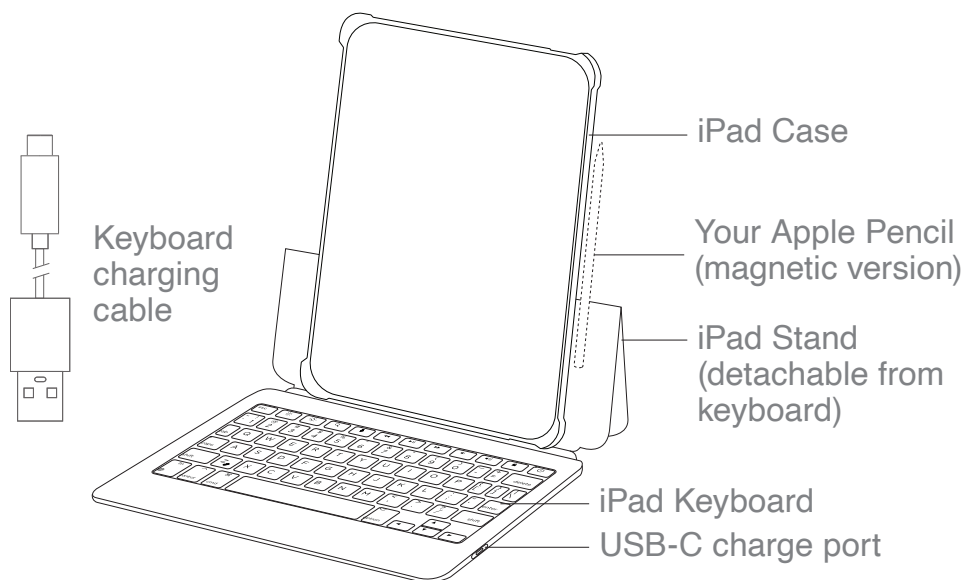
PACKAGE CONTENTS

- iPad Case
- iPad Keyboard
- iPad Stand
- USB-A to USB-C charging cable
- User's Guide

MODEL COMPATIBILITY

- iPad Mini 7
- iPad Mini 6

HARDWARE BASICS




LED INDICATORS

Power Key and LED

(press and hold the key for 2 seconds to turn on the keyboard or turn it off)

Caps Lock LED



Power LED

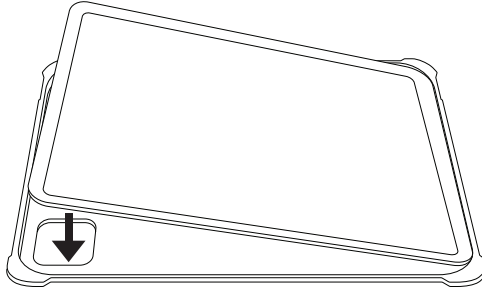
- Green
 - On and not connected (the light will go off in 20 seconds)
- Blue:
 - Flashing – Pairing
 - Solid – Connected
- Red
 - Blinking without charging – Recharging needed
 - Solid – Charging when keyboard is off
 - Slow blinking while solid blue – Charging while keyboard is on

Caps Lock LED

- White
 - On – Caps lock active
 - Off – Caps lock inactive

SETUP & INSTALLATION INSTRUCTIONS


1. Detach the magnetic iPad case from the stand and place your iPad into it.



NOTE

The stand is also magnetically attached to the keyboard and can be detached as needed.


2. Fold the top half of the stand backwards and place your iPad onto the stand



NOTE

You can place the iPad horizontally or vertically.

PAIRING THE KEYBOARD TO YOUR Ipad

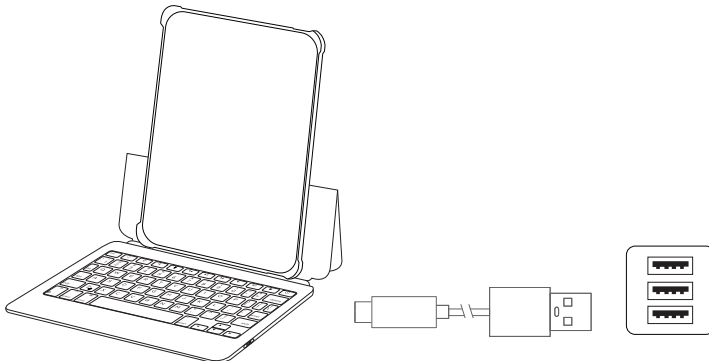


Take a look at the letter 'Z' key. There is a link symbol. That link symbol indicates how to pair this keyboard with your device.

To pair your keyboard to a Bluetooth-enabled iPad.

1. Open the Bluetooth settings on the device you are pairing the keyboard to, in this case, the iPad.
2. While holding the 'fn' key, press the letter 'Z' key for 3 seconds.
3. The blue LED light will blink on the top left of the power button.
4. Tap the 'IPKBCASEM7'.

CHARGING THE KEYBOARD














To charge the keyboard, plug the USB-A end of the provided cable into any USB-A wall adapter, and then plug the USB-C end into the keyboard located on the bottom right side of the keyboard.

Power (Charging) LED:

- Blinking red without charging – Recharging needed
- Solid red – Charging when keyboard is off
- Slow blinking red while solid blue – Charging while keyboard is on

KEYBOARD SHORTCUTS

The keyboard is programmed with 13 predefined shortcuts located above the number row. Below is a graph illustrating the functions of each shortcut.

Key	Functions
	Decrease the iPad display brightness level
	Increase the iPad display brightness level
	Open Spotlight
	Dictation/Siri
	Previous Track
	Play/Pause
	Next Track
	Volume Down
	Volume Up
	Lock
 fn	Emoji viewer or switch between multiple languages (depend on your setting)

SPECIFICATIONS

Battery Size	450 mAh Lithium
Charge Time	2 to 3 hours
Charging Port	USB-C
Work Time	3-6 months (depending on usage)

Tech support

Tech support hours are from 9:00 AM to 5:00 PM Monday through Friday (PST).

- E-Mail: techsupport@macally.com
- Phone: (909) 230-6888

Safety instructions

Please read the following carefully. Incorrect use of this product may result in reduced performance, permanent damage and void your warranty.

- Keep this device away from liquid, humidity and moisture.
- Operate this device only within the specific temperature range of 0°C (32° F) to 5°C to 40°C (104° F)
- Please refrain from taking the device apart. Doing so will void your warranty.
- Do not dispose this product in the garbage. Take it to your local recycling center.

FCC STATEMENT

- *This device complies with part 15 of the FCC Rules. Operation is subject to the following two conditions: (1) This device may not cause harmful interference, and (2) this device must accept any interference received, including interference that may cause undesired operation.*

- *Any Changes or modifications not expressly approved by the party responsible for compliance could void the user's authority to operate the equipment.*

- **Note:** *This equipment has been tested and found to comply with the limits for a Class B digital device, pursuant to part 15 of the FCC Rules. These limits are designed to provide reasonable protection against harmful interference in a residential installation. This equipment generates uses and can radiate radio frequency energy and, if not installed and used in accordance with the instructions, may cause harmful interference to radio communications. However, there is no guarantee that interference will not occur in a particular installation. If this equipment does cause harmful interference to radio or television reception, which can be determined by turning the equipment off and on, the user is encouraged to try to correct the interference by one or more of the following measures:*

- *Reorient or relocate the receiving antenna.*

- *Increase the separation between the equipment and receiver.*

- *Connect the equipment into an outlet on a circuit different from that to which the receiver is connected.*

- *Consult the dealer or an experienced radio/TV technician for help.*

- *The device has been evaluated to meet general RF exposure requirement. The device can be used in portable exposure condition without restriction.*

Warranty

Macally Peripherals warrants that this product will be free from defects in title, materials and manufacturing workmanship for one year in North America from the date of the purchase. If the product is found to be defective then, as your sole remedy and as the manufacturer's only obligation, Macally will repair or replace the product. This warranty is exclusive and is limited to the product that this user's guide came with. This warranty shall not apply to products that have been subjected to abuse, misuse, abnormal electrical or environmental conditions, or any condition other than what can be considered normal use. The liability of Macally Peripherals arising from this warranty and sale shall be limited to a refund of the purchase price. In no event shall Macally Peripherals be liable for costs of procurement of substitute products or services, or for any lost profits, or for any consequential, incidental, direct or indirect damages, however caused and on any theory of liability, arising from this warranty and sale. These limitations shall apply notwithstanding any failure of essential purpose of any limited remedy.