80.00 mm | 80.00 mm | 80.00 mm | 80.00 mm | 80.00 mm | 80.00 mm | 80.00 mm

120.00 mm

正面

背面

BENFEI

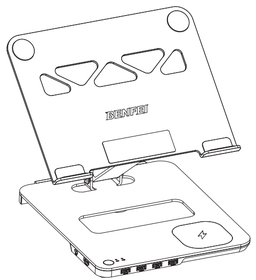

www.benfei.com

Laptop KVM Stand with Wireless Charger User's Manual

Thank you for choosing BENFEI products!
Please read this user manual carefully before using.

What's in the Box:
Please check if the following product and accessories in the box before using this product. Do remember to contact your retailer or BENFEI customer care team when anything missing or broken.
1 x Laptop KVM Stand with Wireless Charger
1 x USB CM to CM Full Feature Cable 0.5m
1 x USB AM to AM Cable 1.5m
1 x User Manual

Introduction
This Laptop KVM Stand with Wireless Charger can be easily adjusted to comfortable height and angle based on your actual need. It is incredibly sturdy and supportive. This product allows you to share one HDMI Display and USB devices such as printers, scanners, mice, keyboards, card readers, flash drives and other USB devices between two computers, which is perfect for those who need to work with multiple computers. Save money and free up desktop space. The PD Charging and Wireless Charging function offer you a better and more convenient using experience.

Specifications:

Name	Laptop KVM Stand with Wireless Charger
Model	000366grey
Material	ABS+ Aluminum alloy
Color	Grey + Black
Input	1x USB3.0 Type-A Port & 1x HDMI Port & 1x USB Type-C
Output	1x HDMI Port + 4x USB3.0 Type-A Port
Video	HDMI: 3840* 2160@60Hz Max
USB	Compliant with USB 3.0 standard, support speeds up to 5Gbps, backward compatible with USB 2.0 High-Speed
Power supply	USB-C 20V/5A
Charging port	USB Type-C Port: Supports PD3.0 70W Max Charging. Wireless Charging: 5W/7.5W/10W/15W
Dimensions	250*275*40mm

Product details

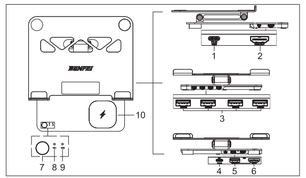

1. USB-C PD100W Power Supply
2. HDMI port Connecting to the Display
3. 4*USB 3.0 port Connecting to keyboard, mouse and Flash drive
4. USB-C port Connecting to PC1
5. USB 3.0 port Connecting to PC2
6. HDMI port Connecting to PC2
7. Select Button
8. LED signal light for PC1
9. LED signal light for PC2
10. Wireless charging

How to use
The illustration is only for your reference.
1.Front connection diagram

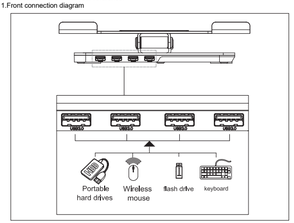

2. Side connection diagram

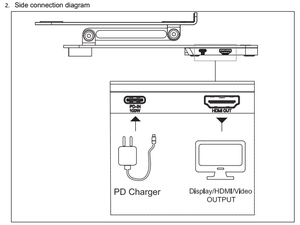

3.Rear connection diagram

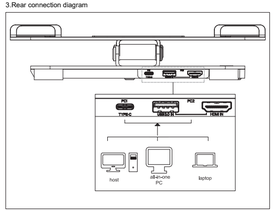

4.Adjust a comfortable height and angle

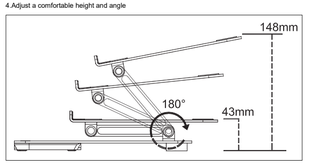

Laptop KVM Stand mit Wireless Charger Bedienungsanleitung

Vielen Dank, dass Sie sich für BENFEI-Produkte entschieden haben!
Bitte lesen Sie dieses Benutzerhandbuch vor der Verwendung sorgfältig durch.

Lieferumfang:
Bitte überprüfen Sie vor der Verwendung dieses Produkts, ob die folgenden Artikel und Zubehörteile im Lieferumfang enthalten sind. Wenden Sie sich an Ihren Händler oder das BENFEI-Kundendienstteam, falls etwas fehlt oder beschädigt ist.
1 x Laptop KVM Stand mit Wireless Charger
1 x USB CM zu CM Full-Feature-Kabel 0,5m
1 x USB AM zu AM Kabel 1,5m
1 x Bedienungsanleitung

Einführung:
Dieser Laptop KVM Stand mit Wireless Charger kann leicht auf eine komfortable Höhe und einen angenehmen Winkel eingestellt werden, basierend auf Ihren tatsächlichen Bedürfnissen. Er ist sehr stabil und unterstützend. Dieses Produkt ermöglicht es Ihnen, ein HDMI-Display und USB-Geräte wie Drucker, Scanner, Mäuse, Tastaturen, Kartenleser, Flash-Laufwerke und andere USB-Geräte zwischen zwei Computern zu teilen. Das ist ideal für diejenigen, die mit mehreren Computern arbeiten müssen. Sparen Sie Geld und schaffen Sie Platz auf dem Schreibtisch. Die PD-Ladefunktion und die Wireless-Ladefunktion bieten Ihnen eine bessere und bequemere Nutzungserfahrung.

Spezifikationen:

Name	Laptop KVM Stand mit Wireless Charger
Modell	000366grey
Material	ABS+ Aluminumlegierung
Color	Grau + Schwarz
Input	1x USB3.0 Type-A Port & 1x HDMI Port & 1x USB Type-C
Output	1x HDMI Port + 4x USB3.0 Type-A Port
Video	HDMI: 3840* 2160@60Hz Max
USB	Entspricht dem USB 3.0-Standard, unterstützt Geschwindigkeiten bis zu 5 Gbps, abwärtskompatibel mit USB 2.0 High-Speed
Power supply	USB-C 20V/5A
Charging port	USB Type-C Port: Unterstützt PD3.0 70W Max Ladefunktion Wireless Charging: 5W/7.5W/10W/15W
Dimensions	250*275*40mm

Produktdetails

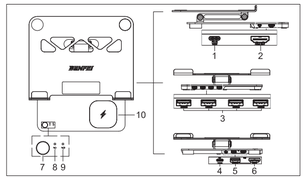

1. USB-C PD100W Stromversorgung
2. HDMI-Port zum Anschluss an das Display
3. 4*USB 3.0 Ports zum Anschluss von Tastatur, Maus und Flash-Laufwerk
4. USB-C Port zum Anschluss an PC1
5. USB 3.0 Port zum Anschluss an PC2
6. HDMI-Port zum Anschluss an PC2
7. Auswahltaste
8. LED-Signalleuchte für PC1
9. LED-Signalleuchte für PC2
10. Wireless charging

Gebrauchsanweisung:
Das Anschlussdiagramm dient nur zur Ihrer Information.
1.Vorderansicht der Anschlüsse

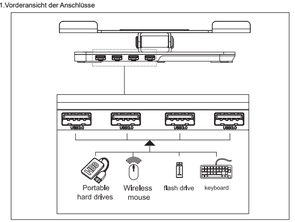

2.Seitenansicht der Anschlüsse

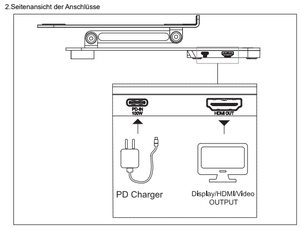

3.Rückansicht der Anschlüsse

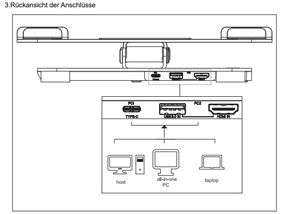

4.Stellen Sie eine bequeme Höhe und einen angenehmen Winkel ein.

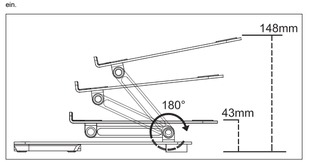

ワイヤレス充電器付きノートパソコン KVM スタンド ユーザーズマニュアル

BENFEI 製品をお選びいただきありがとうございます。
使用する前に、このユーザーマニュアルを注意深く読みください。

パッケージの内容:
この製品を使用する前に次の製品と付属品が箱に入っているかをご確認下さい。万が一不足または破損がある場合は、お手数ですが小売業者または BENFEI カスタマーケアチームにご連絡下さい。

- ノートパソコン KVM スタンド(ワイヤレス充電器付き) 1 台
- USB CM-CM ケーブル機能ケーブル 0.5m 1 本
- USB AM-AM ケーブル 1.5m 1 本
- ユーザーマニュアル 1 冊

製品紹介
本製品は使用者のニーズに基づいて快適な高さと角度に簡単に調整できます。使用中に下がってくるようなことは無く、圧倒的な安定性があります。本製品を使用すると、1 台の HDMI ディスプレイを、プリンター、スキャナー、マウス、キーボード、カードリーダー、フラッシュドライブなどの USB デバイスを 2 台のコンピューター間で共有できるため、複数のパソコンで作業する人には最適です。お金の節約と共に、デスクトップスペースの解放も実現します。PD 充電とワイヤレス充電機能は、より効率的で、より便利な使用体験を提供します。

仕様:

名前	ワイヤレス充電器付きノートパソコン KVM スタンド
モデル	000366 グレー
材料	ABS+アルミニウム合金
色	グレー+ブラック
インプット	USB3.0 Type-A ポート×1 & HDMI ポート×1 & USB Type-C×1
アウトプット	1x HDMI ポート + 4x USB3.0 Type-A ポート
ビデオ	HDMI:最大 3840 *2160@60Hz
USB 接続	USB 3.0 規格、最大 5Gbps の速度 USB 2.0 High-Speed と下位互換性があります
電源	USB-C 20V/5A
充電ポート	USB Type-C ポート:PD3.0 最大 70W 充電に対応しています。 ワイヤレス充電: 5W / 7.5W / 10W / 15W
寸法	250 * 275 * 40 ミリメートル

製品詳細

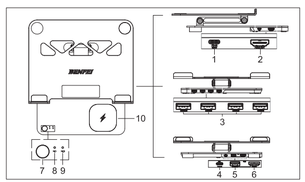

1. USB-C PD100W 電源
2. HDMI ポート ディスプレイへの接続
3. 4 * USB 3.0 ポートキーボード、マウス、フラッシュドライブへの接続
4. USB-C ポート PC1 への接続
5. USB3.0 ポート PC2 への接続
6. HDMI ポート PC2 への接続
7. B フェードアウトを選択
8. PC1 用 LED
9. PC2 用 LED
10. ワイヤレス充電

使用方法
図は参考用です。
1.前面接続図

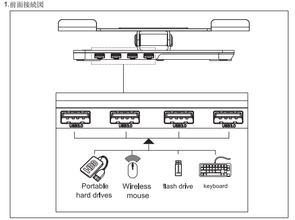

3. 側面接続図

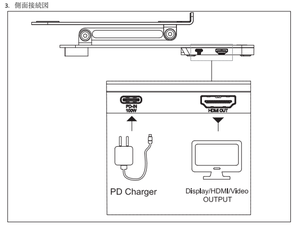

3.背面接続図

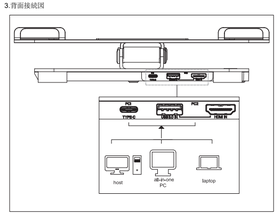

4. 快適な高さと角度を調整します

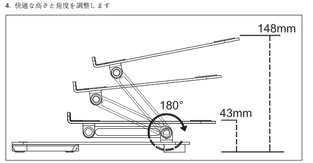

FCC Warning
15.19 Labeling requirements.
This device complies with part 15 of the FCC Rules. Operation is subject to the following two conditions: (1) This device may not cause harmful interference, and (2) this device must accept any interference received, including interference that may cause undesired operation.
15.21 Information to user.
Any Changes or modifications not expressly approved by the party responsible for compliance could void the user's authority to operate the equipment.
15.105 Information to the user.
Note: This equipment has been tested and found to comply with the limits for a Class B digital device, pursuant to part 15 of the FCC Rules. These limits are designed to provide reasonable protection against harmful interference in a residential installation. This equipment generates uses and can radiate radio frequency energy and, if not installed and used in accordance with the instructions, may cause harmful interference to radio communications. However, there is no guarantee that interference will not occur in a particular installation. If this equipment does cause harmful interference to radio or television reception, which can be determined by turning the equipment off and on, the user is encouraged to try to correct the interference by one or more of the following measures:
-Reorient or relocate the receiving antenna.
-Increase the separation between the equipment and receiver.
-Connect the equipment into an outlet on a circuit different from that to which the receiver is connected.
-Consult the dealer or an experienced radio/TV technician for help.
FCC RF Radiation Exposure Statement:
1. This Transmitter must not be co-located or operating in conjunction with any other antenna or transmitter.
2. This equipment complies with RF radiation exposure limits set forth for an uncontrolled environment.
This equipment should be installed and operated with minimum distance 20cm between the radiator and your body.