

Test Setup Photos

FCC-Part 15.247

1. EBW and OBW



2. Maximum peak conducted output power



4. Unwanted emissions, conducted

5. Unwanted emissions in restricted bands, radiated


SAC2



FAR1




6. Transmitter frequency stability



FCC-Part 15.510

1. UWB Bandwidth




2. Radiated Emissions 9 kHz to 40 GHz


SAC2




FAR1



3. Radiated Emissions at 1164-1240 MHz and 1559-1610 MHz



4. Peak Power radiated



5. Signal deactivation

