包装信息	备注信息
型号：T-03 成品尺寸：110*160MM 材质：128g铜版纸，折页 工艺：四色印刷 版本号：V1.1-20230309	三折页

T-03

Karaoke Machine

Note: Please read the instruction manual carefully before use.

Product Diagram

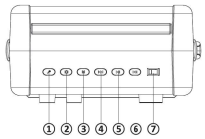

① Short press the button to turn on/off the music only(Accompaniment Mode), long press to turn on the microphone priority function

② Short press the button to switch 6 light modes.The LED lights of karaoke machine will flash with the rhythm. Long press to turn off the lights.

③ Short press to switch Bluetooth mode and FM mode.

④ Short press the button to play previous song. Long press it for fast reverse.

⑤ In Bluetooth mode, short press the button to play/stop music, long press it to disconnect.If you have two karaoke machines, double-click the button, and connect the machines with your device via bluetooth, TWS function can be used.

⑥ Press the button to play the next song. Long press it for fast forward.

⑦ Press the button to turn on/off the machine.

FM Mode:

Short press button to switch the FM mode.

Short press / button to switch stations.

long press button to search stations automatically.

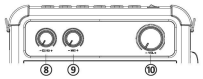

⑧ *Mic Echo:* Rotate the knob to adjust mic echo effect.

⑨ *Mic Volume:* Rotate the knob to control mic volume.

⑩ *Speaker Volume:* Rotate the knob to control karaoke speaker volume.

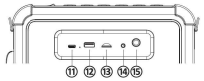

⑪ *Charging Port:* Use the included USB cabe and 5V charger (not include) to charge the karaoke machine.

⑫ *USB Port:* Insert USB flash drive to play MP3 files in it.

⑬ *TF Card Slot:* Insert TF card to play MP3 files in it.

⑭ *Accompaniment/Audio Port:* Import accompaniment music and AUX.

⑮ *Mic/Instrument Port:* Supports wired microphone and instrument audio input.

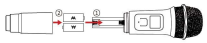

Please notice each wireless microphone needs 2 AA (not include).

Cautions

- When receiving the product,please use the included USB charging cable and 5V charger (not include) to charge the karaoke machine for 4-5h.
- Since there is a built-in high capacity in karaoke machine,please keep the product away from high temperature environment and avoid exposure to sunlight for long time.
- To avoid strident sound,please do not put the microphones too close to the speaker during use.
- If have any questions,do not worry. Please go to your order and click "Contact Seller",we'll do our best to help you!

Packing List

Karaoke Machine *1
Wireless Microphone *2
USB Charging Cable *1
Shoulder Strap *1

Technical Information

Model	**T-03**
Bluetooth Name	**T-03**
Bluetooth Transmission	**<=10m (no obstacle distance)**
Input Power	**5V/1A**
Frequency	**80HZ-18KHz**
Loudspeaker	**6.5 inches 15 Watt**

FCC compliance statement

This device complies with Part 15 of the FCC Rules. Operation is subject to the following two conditions: (1) this device may not cause harmful interference, and (2) this device must accept any interference received, including interference that may cause undesired operation.

changes or modifications not expressly approved by the party responsible for compliance could void the user's authority to operate the equipment.

This equipment has been tested and found to comply with the limits for a Class B digital device,pursuant to Part 15 of the FCC Rules. These limits are designed to provide reasonable protection against harmful interference in a residential installation. This equipment generates, uses and can radiate radio frequency energy and, if not installed and used in accordance with the instructions, may cause harmful interference to radio communications. However, there is no guarantee that interference will not occur in a particular installation.
If this equipment does cause harmful interference to radio or television reception, which can be determined by turning the equipment off and on, the user is encouraged to try to correct the interference by one or more of the following measures:
-- Reorient or relocate the receiving antenna.
-- Increase the separation between the equipment and receiver.
-- Connect the equipment into an outlet on a circuit different from that to which the receiver is connected.
-- Consult the dealer or an experienced radio/TV technician for help.

FCC Radiation Exposure statement

This equipment complies with FCC radiation exposure limits set forth for an uncontrolled environment. This transmitter must not be co-located or operating in conjunction with any other antenna or transmitter.

ISED compliance statement

This device contains licence-exempt transmitter(s)/receiver(s) that comply with Innovation, Science and Economic Development Canada's licence-exempt RSS(s). Operation is subject to the following two conditions:
(1) This device may not cause interference.
(2) This device must accept any interference, including interference that may cause undesired operation of the device.
L'émetteur/récepteur exempt de licence contenu dans le présent appareil est conforme aux CNR d'Innovation, Sciences et Développement économique Canada applicables aux appareils radio exempts de licence. L'exploitation est autorisée aux deux conditions suivantes :
(1) L'appareil ne doit pas produire de brouillage;
(2) L'appareil doit accepter tout brouillage radioélectrique subi, même si le brouillage est susceptible d'en compromettre le fonctionnement.

IC Radiation Exposure statement
This equipment complies with IC RSS-102 radiation exposure limits set forth for an uncontrolled environment. This transmitter must not be co-located or operating in conjunction with any other antenna or transmitter.
Cet équipement est conforme aux limites d'exposition aux radiations IC CNR-102 établies pour un environnement non contrôlé. Cet émetteur ne doit pas être colocalisé ou fonctionner en conjonction avec une autre antenne ou un autre émetteur.

Product Name：Karaoke Machine
Model：T-03
FCC ID：2BKSF-T03N
IC：33108-T03N
HVIN：MT03N
Manufacturer：Dongguan MeiYin keji Co., LTD.
Address: Room 1004, No.3, Lane 6, Minchang Road, Nanzha, Humen Town, Dongguan City, Guangdong Province, China