

# Anal Vibrator User Manual

## Introduction

Thank you for purchasing this product from us. Please read this user manual carefully and keep it in a safe place for future reference. If you need any assistance, please contact our team. Follow the instruction and enjoy a wonderful experience.

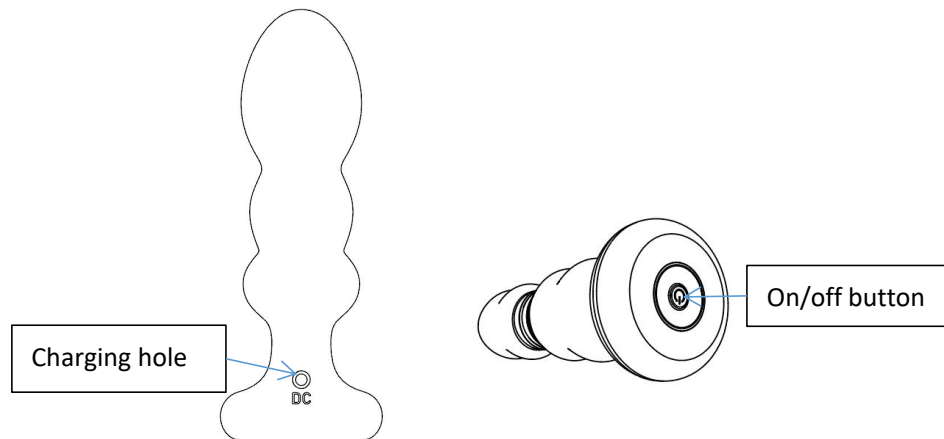
## Package Includes

Please check whether the product list is complete before use.






- 1 x Product
- 1 x Remote Control
- 1 x User Manual
- 1 x Charging Cable

## Specifications

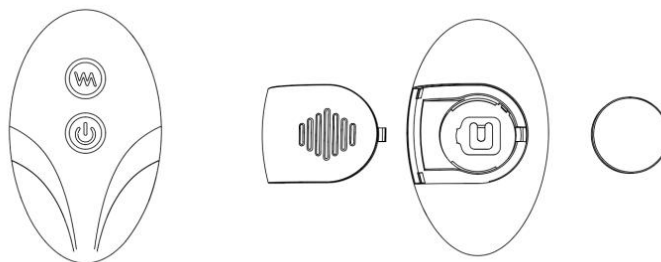
Model	L1425-1/L1371-1/L1412-1
Material	Silicone/ABS
Charging Time	120-150 minutes
Using Time	60-90 minutes
Noise	<60 dB
Li-ion Battery	700mAh
Product Weight	163g
Product Size	15*5.5*3.4cm
Frequency	1 vibration + 5 speeds
Control Range	Within 10 meters



## How to use

1. Long press on/off button  to turn on the product. The vibrating and thrusting movement is set off as the product is turned on. Short press  to adjust the speed.
2. When the product is on, it can be controlled by the remote control. Press  on the remote control to change the vibration and thrusting mode. Short press  to change the licking speed. Long press on/off button on the remote control, the product will be in a standby mode.
3. Long press  on the product to turn it off. When the LED light is off, the product is off.

## Installing the Battery on the Remote Control



1. Open the battery lid.
2. Place a battery in the battery bay accordingly.
3. Put the lid back on.

## How to Charge

1. Insert the USB charging cable into the charging port on the product.
2. Connect the USB cable with a USB power outlet. The LED light on the product will be on and keep flashing when charging, and the LED light will stop flashing when the product is fully charged.
3. When the vibration is weak or the product cannot be turned on, please recharge it.

## Cleaning, Storage & Safety

1. The product is for adult use only and cannot be used as a medical device.
2. Do not use the product on wounds or in high temperature environments. If you feel severe discomfort when using the product, please stop immediately and consult your healthcare provider.
3. Please do not use cleansers containing alcohol, petrol or acetone.
4. Please store the product in a dust-free, cool and dry place.
5. Please store the product within the temperature range of 0°C-40°C. Please avoid exposing the product to the direct sunlight or the extreme heat.

This device complies with part 15 of the FCC Rules. Operation is subject to the following two conditions: (1) this device may not cause harmful interference, and (2) this device must accept any interference received, including interference that may cause undesired operation.

Any changes or modifications not expressly approved by the party responsible for compliance could void the user's authority to operate the equipment.

NOTE: This equipment has been tested and found to comply with the limits for a Class B digital device, pursuant to Part 15 of the FCC Rules. These limits are designed to provide reasonable protection against harmful interference in a residential installation. This equipment generates, uses and can radiate radio frequency energy and, if not installed and used in accordance with the instructions, may cause harmful interference to radio communications. However, there is no guarantee that interference will not occur in a particular installation.

If this equipment does cause harmful interference to radio or television reception, which can be determined by turning the equipment off and on, the user is encouraged to try to correct the interference by one or more of the following measures:

- Reorient or relocate the receiving antenna.
- Increase the separation between the equipment and receiver.
- Connect the equipment into an outlet on a circuit different from that to which the receiver is connected.
- Consult the dealer or an experienced radio/TV technician for help.

The device has been evaluated to meet general RF exposure requirement. The device can be used in portable exposure condition without restriction

## IC Caution:

-English:

This device complies with Industry Canada licence-exempt RSS standard(s).

Operation is subject to the following two conditions:

- (1) This device may not cause interference, and
- (2) This device must accept any interference, including interference that may cause undesired operation of the device.

The device has been evaluated to meet general RF exposure requirement. The device can be used in portable exposure condition without restriction.

-French:

Le présent appareil est conforme aux CNR d'Industrie Canada applicables aux appareils radio exempts de licence. L'exploitation est autorisée aux deux conditions suivantes:

- (1) l'appareil ne doit pas produire de brouillage, et
- (2) l'utilisateur de l'appareil doit accepter tout brouillage radioélectrique subi, même si le brouillage est susceptible d'en compromettre le fonctionnement.

Le matériel a été évalué pour répondre aux exigences générales d'exposition aux radiofréquences. Le dispositif peut être utilisé dans des conditions d'exposition portables illimitées.

## Tips

1. Please use a few drops of water-based lubricant to ensure a pleasant feeling when using the product.
2. Please clean the toy before and after each use with warm water and a mild soap.
3. It can be pat dry with a lint-free cloth or towel.

## Warranty and Customer Support

For any question, assistance, support, or warranty claims, please do not hesitate to contact us for help.



**plugfunny@outlook.com**



Made in China

**EN**