



**Wanliten Massage Chair Company**

WhatsApp Business Account



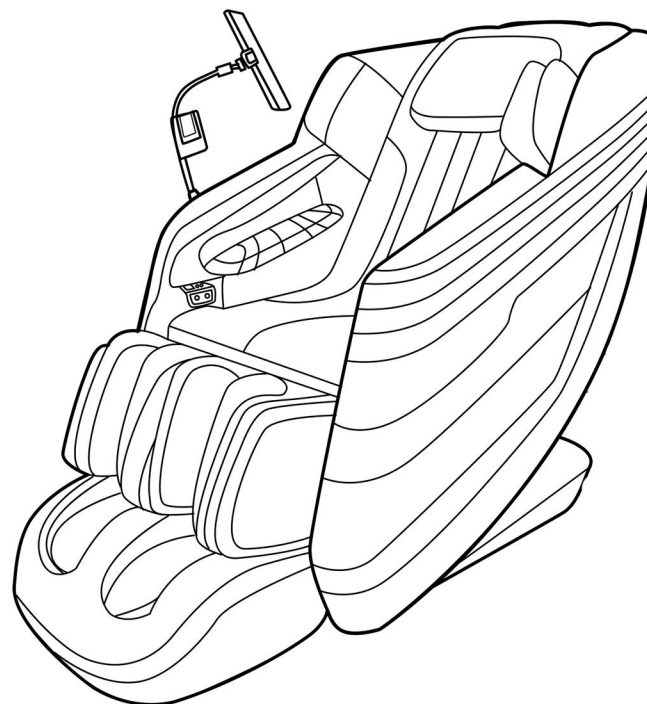
Scan this code to start a WhatsApp chat with Wanliten  
Massage Chair Company.



**KoziSense**

# **Luxury Massage Chair**

## **Operation Manual**



E-mail: [CustomerService@kozisense.com](mailto:CustomerService@kozisense.com)

Tel: (+1-855-936-9973)

## 1 Move the chair with one person



1. Gently push down headrest side
2. Push forward using the two wheels underneath the chair

## 2 Move the chair with two people



1. Please grasp the bottom of the side panel (not the base) with your hand and lift it
2. Due to its heavy weight, the chair must be moved by two or more people. Please handle with care to avoid straining your back

## 3 Move the chair/box with casters

We have included additional casters for your convenience in moving the chair or other heavy furniture.



Please scan the QR code to watch the YouTube video

# Table of content

Safety Precautions .....	2 - 5
Precautions before use .....	6
Functions and methods of use .....	7 - 10
Phone/tablet control button .....	11
How to move chair - one/two people --	12

## ! Security considerations

- Please read this [Safety Precautions] carefully before use and use this product correctly.
- The precautions here suggest safe and correct ways to use the product to prevent possible harm or damage to the product, the user, and others.
- The precautions are distinguished by two warning methods of [Warning] and [Caution] according to the size and severity of harm or damage that may be caused by improper operation. Content-related safety is very important, please be sure to follow.

### ! Warn

Misuse may cause serious injury to the user.

### ! Be careful

Incorrect operation may cause user injury and material damage.  
※ Property damage refers to damages related to houses, property, livestock, pets, etc.

#### □ As the picture shows □



This logo is for warning or attention. (The left picture is generally used after warning or attention.)



This symbol is to inform the prohibited content, and the figure is a description of the specific prohibited content. (Disassembly is prohibited on the left)



This logo is mandatory or necessary.

- After reading, please keep it in a place where the user can see it at any time.



### Warn



- Smoke, abnormal sound (abnormal state), please immediately disconnect the power to confirm the safety, please contact the dealer for repair. It is strictly forbidden to repair yourself to avoid danger.



- Water inside the host.
- The debris falls into the host.
- Heavy falls, falls or the casing is damaged.



### Be careful



must be observed

- If you feel abnormal during use, stop using it immediately and consult a doctor.
- This product should be placed on a flat ground to avoid injury.
- Before using this product, please confirm that the power switch is working properly to avoid injury.



## Phone/tablet controller



Android User:



- 1 Go to Settings
- 2 Turn on Bluetooth
- 3 Add "Finger Touch" Bluetooth. That's it!



IOS User:

- 1 Go to Settings
- 2 Turn on Bluetooth
- 3 Add this new device
- 4 Go to Accessibility
- 5 Go to Touch
- 6 Turn on "AssistiveTouch"
- 7 Adjust sensitivity at this level for better use experience




### INSTRUCTION:

1. Push the button up to scroll current window up by one page.
2. Pull the button down to scroll current window down by one page.
3. Shift the button left increases volume, while a long shift gradually raises it.
4. Shift the button right decreases volume, while a long shift gradually lowers it.
5. A single click of the button pauses the current video on the phone, and another click resumes playback.

Note: This function is limited to page scrolling, playback, and volume control in some apps such as Tiktok.

## Voice Command Function

### 1 Activate voice command

After pressing “” button, voice command function will be on automatically.  
(P.S.: The voice function will be turned off when the chair is power off)

### 2 Wake up the chair

Use wake up word “**hello Zeena** (ze(e)-na)” to wake up the chair first. Once the chair responds “**hello, I am here**”, you will have a few seconds to command the chair.  
(If the chair says “**Let me know if you need anything**”, meaning the session has expired, please wake up the chair again)

### 3 Voice commands

After waking up the chair, please use the commands below:

<b>power off</b>	<b>Zero gravity on</b>
<b>auto mode one</b>	<b>zero gravity off</b>
<b>auto mode two</b>	<b>Chair up</b>
<b>auto mode three</b>	<b>recline chair</b>
<b>auto mode four</b>	<b>Turn on arm airbags</b>
<b>auto mode five</b>	<b>turn on shoulder airbags</b>
<b>airbags on</b>	<b>turn on leg airbags</b>
<b>airbags off</b>	<b>Switch massage time</b>
<b>Foot roller on</b>	<b>switch manual massage</b>
<b>Foot roller off</b>	<b>Audio volume up</b>
<b>increase airbag intensity</b>	<b>audio volume down</b>
<b>decrease airbag intensity</b>	<b>Minimum audio volume</b>
<b>Heat on</b>	<b>Maximum audio volume</b>
<b>Heat off</b>	<b>Turn off voice command</b>

If the voice function is turned OFF during the use, please manually press the “AI voice on/off” button to reactivate the function

#### IMPORTANT Reminder:

Due to the sensitivity of the voice function, when using the chair, the chair might respond randomly if you are watching TV or talk with someone. This is NOT a defective issue.

Please turn off the voice function if it bothers you. Thank you

## Be careful



prohibited

The following persons are not allowed to use:

Thrombosis (blood disease, severe aneurysm, acute venous aneurysm), various skin diseases or skin infections (including subcutaneous tissue inflammation), etc.

Please consult your doctor before using the massage chair:

- Patients who are vulnerable to electromagnetic effects have implantable medical devices in the body.
- Malignant tumor patients
- Heart disease patients.
- A woman in a pregnancy or physiological cycle.
- Diabetes, peripheral circulation disturbance patients.
- People with perception deficit.
- There was an injured person at the massage site.
- Patients with a body temperature of more than 38 ° C, such as acute inflammation (typhoid fever, hypertension).
- Severe illness and weak body.
- Fracture, acute bone pain.
- Patients with muscle sprain and muscle inflammation.
- In addition, if you have a bad physique, feel uncomfortable or need to be quiet, please use it carefully.
- The product surface heat, heat insensitive people should be paid for.

The massage procedure of this product is a cycle of 20 minutes, please avoid continuous massage in the same part. For continued use, please interval of more than 30 minutes, in order to avoid over-stimulation of the muscles or the nervous system.



must be observed

## Warn



Wet hands are prohibited



moisture is prohibited



must be observed



Disassembly is prohibited



prohibited

When the body is wet, please do not use it to avoid electric shock accidents or machine failures.

This product can not be soaked in water or other liquids, nor can it be used in wet environments such as bathrooms. And custody to avoid electric shock accidents or mechanical failures.

Operate when you make sure there are no people or pets around you.

It is absolutely prohibited to remove or repair this product, power cord, hand controller and other components to avoid electrical, fire accidents or machine failures. When the power cord is broken, it is prohibited to remove and replace it privately, which must be repaired or replaced by the manufacturer or qualified professionals.

Do not use damaged power cords.

Do not forcibly bend, pull, twist, twist, or damage the power cord. Do not hang heavy objects on the power cord. Using damaged power cord may cause electric shock, short circuit or fire accident.

## Warn

The massage chair will automatically change its angle during the automatic procedure. It is forbidden to come close to any gaps and gaps to avoid injury.

Do not use power sources other than 220-240V AC. The power cord must not be used on the product to avoid electric shock, short circuit or fire.

Do not let children ride and play on this product to avoid injury or machine failure.



Forbid

When adjusting the chair back and seat and adjusting the leg lift, first make sure that there are no other people, pets or objects in the back and under the leg massager. During the adjustment process, do not put any parts of the body, including hands and feet. Into the gap between the backrest and seat, backrest and armrest, armrest and shoulder, seat and armrest cover to prevent injury.

Do not use this product naked to avoid skin damage.

Be sure to use this product for the purposes described in this manual. Do not sit directly on the leg or armrest parts to avoid injury or accident.

It cannot be used when the main body cover is disassembled or damaged to avoid injury or accident.

## Be careful



must be observed

When not in use or when there is a power outage, please turn off the power switch immediately and pull out the power plug to avoid any leakage, electric shock or fire accident when the power is on.



Wet hands are prohibited

Do not touch the power socket, plug or power cord with wet hands to avoid electric shock.



prohibited

When cleaning, be sure to turn off the power switch and pull the power plug from the power socket to avoid fire or electric shock. When pulling out the power plug, do not pull the power cord forcibly, but pull it with the slap head to avoid accidents.



prohibited

Do not use this product immediately after meals or after drinking to avoid discomfort. Do not hang heavy objects on the power cord or the manual control line. The manual control cannot be impacted or dropped by external force to avoid malfunction, failure, electric shock or fire accident.

Do not use this product near fire sources or heaters, and do not use it on floors that have floor heating or other heating.

Do not smoke during use to avoid fire.



Auto

Auto : 5 preset massage programs (20mins per session)



### Auto 1:

It starts with a brief neck massage, then the mechanical arm gently moves down to the bottom before returning. This mode offers a gentle airbag pressure and focuses on the middle of the body, combining kneading and percussion massages.



### Auto 2:

This mode has an overall slower pace, with more Swedish massage with a combination of Shiatsu. Relatively less kneading massage overall.



### Auto 3:

This mode operates at a slower speed, primarily involving alternating left and right percussion on lower back and hip area, occasionally incorporating neck kneading.



### Auto 4:

This mode primarily uses tapping and Shiatsu massage. After 2 minutes, it switches to Thai-style stretching, involving chair adjustments for stretching along with additional massages.



### Auto 5: Sleep Mode

This mode allows users to relax and take a short break. The chair switches to zero gravity mode, starting with kneading massage, which is overall gentle. It maintains the zero gravity position even after session ends, but will rise back to original position if selected time runs out.

Manual

8 Manual modes allow user to adjust different massage methods

**H 1:** Kneading **H 2:** Tapotement **H 3:** Percussion **H 4:** Shiatsu

**H 5:** Kneading + Tapping **H 6:** Kneading + Percussion

**H 7:** Petrissage **H 8:** TuiNa Massage

### Under Manual Mode:

Long press **Message Up** or **Message Down** button to adjust massage position

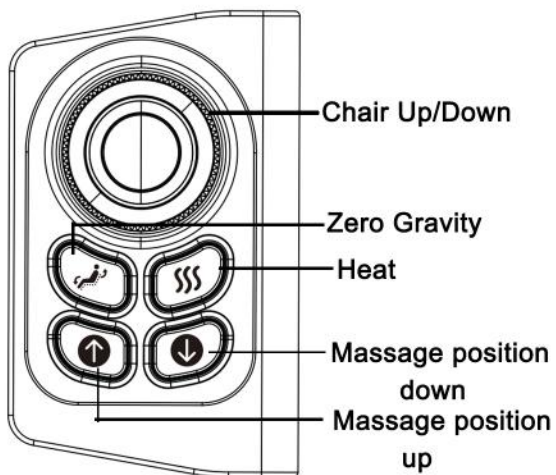
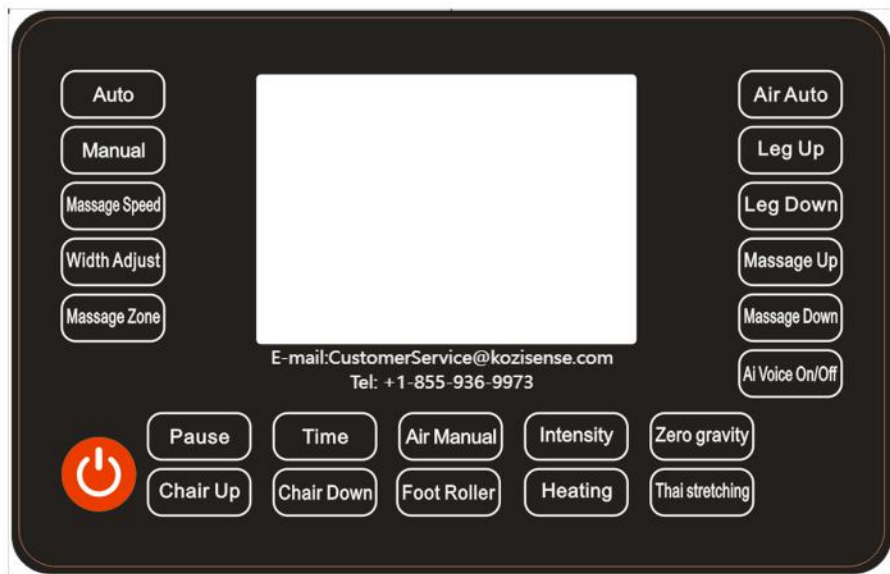


Select C1 to allow the chair massaging the fixed position



## Hand controller key map

Please check the control panel user guide card for details



### Be careful



Forbid

- Do not pull hard or use a knife or a hard, sharp object to scratch the fabric to avoid injury or accidents.
- Do not forcibly bend or pull the power cord or manual control cord to avoid machine failure or fire accident.
- The hand controller can not be impacted or dropped by external force, so as to avoid misoperation or machine failure.
- When the power cord, power plug is damaged or the power socket is loose, do not use this product to avoid electric shock, short circuit or fire accidents.
- When the legs are raised and lowered, please do not put your fingers into any cracks to avoid injury.
- Do not forcibly apply external force to the parts in each action to avoid personal injury or machine failure.
- Do not use while sleeping, unintentional use may cause injury and physical discomfort. Prohibited.
- Do not drag in the direction of the roller on wooden floors, carpets or easily scratched ground.
- After moving, it should be placed gently to avoid scratching the ground.



### Be careful

This product can only be used in general home places, please do not use it in other places.

Do not cover or use this product with a blanket to prevent fire accidents due to excessive temperature inside the machine.

Please make sure that the power plug and the power socket are well coordinated, and no garbage is attached. No wiring board is allowed. In order to avoid electric shock, short circuit or fire accident.

Do not stand, step on or stack heavy objects on the body or leg parts to avoid personal injury or machine failure.

It is forbidden to use this product near fire sources or flammable objects to avoid deformation of the product, machine failure or fire accidents.

Do not use this product in environments with high concentrations of floating chemicals such as oil and gas to avoid product deformation, machine failure or fire accidents.

Do not wipe or spray this product with organic solvents, alcohol, or insecticides to prevent the machine from cracking, electric shock, or fire.

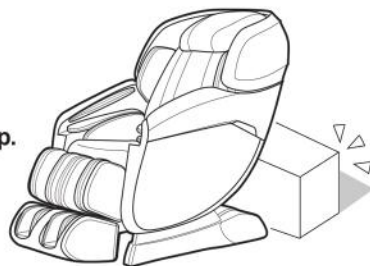
During use, do not let children or people with intellectual disabilities approach to avoid accidents.

People with paralysis cannot use this product to avoid physical discomfort or injury.

## Precautions before use

- 1 Check around before use**  
Make sure there are no people, pets and other objects around the machine.

- 2 Make sure there are no foreign objects in the gap.**  
Before massage, make sure that no foreign objects are caught in the calf or foot.




### Be careful

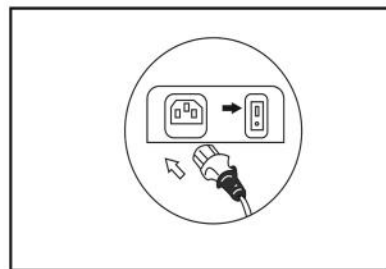
- Do not put your hands, feet, or head into the gap between your lower legs, seat, and armrests. Before seating, please confirm that there are no foreign objects between the various parts of the machine. Do not put your hands, arms, or head deep between the backrest and the back cover. Do not place pets on the massage chair (seat, backrest, armrests, legs, etc.).

- 3 Turn on the power.**  
Before massage, make sure that no foreign objects are caught in the calf or foot.

### Warn

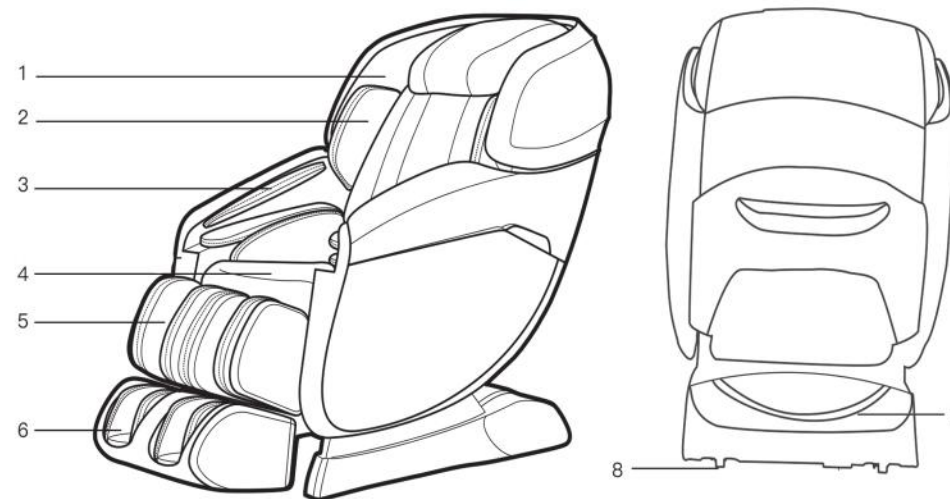
- Please check whether the power cord and power plug are damaged before use.
- Before seating, please confirm that there are no foreign objects between the various parts of the machine. Be sure to insert the power plug to the end. Otherwise, electric shock or overheating may result and cause a fire.
- Please use  Alternating current. Do not use this product abroad or connect the transformer without authorization. Failure to do so may cause electric shock, machine failure, or overheating, which may cause a fire.
- Do not insert or pull out the power plug with wet hands.

Insert the power plug into the power outlet and press the power switch at the bottom of the unit to the "I" button.

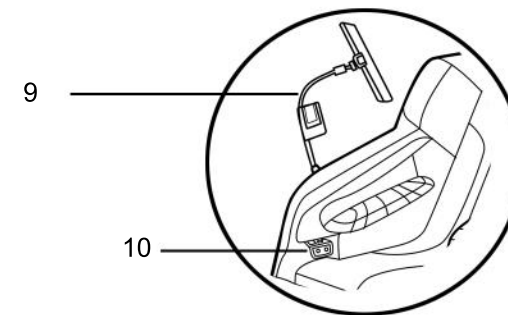


## Function and name

### Main accessories name



1. Speaker
2. Shoulder airbag
3. Arm airbag
4. Hip airbag
5. Leg airbag
6. Sole roller
7. Power Source
8. Moving Wheels



### NEW ADDED FEATURES

- 9 - 2 in 1 control panel and phone/tablet holder  
10 - phone/tablet controller - **details on page 11**

## **FCC Warning**

This device complies with Part 15 of the FCC Rules. Operation is subject to the following two conditions:

(1) This device may not cause harmful interference, and (2) this device must accept any interference received, including interference that may cause undesired operation.

NOTE 1: This equipment has been tested and found to comply with the limits for a Class B digital device, pursuant to part 15 of the FCC Rules. These limits are designed to provide reasonable protection against harmful interference in a residential installation. This equipment generates, uses and can radiate radio frequency energy and, if not installed and used in accordance with the instructions, may cause harmful interference to radio communications. However, there is no guarantee that interference will not occur in a particular installation. If this equipment does cause harmful interference to radio or television reception, which can be determined by turning the equipment off and on, the user is encouraged to try to correct the interference by one or more of the following measures:

- Reorient or relocate the receiving antenna.
- Increase the separation between the equipment and receiver.
- Connect the equipment into an outlet on a circuit different from that to which the receiver is connected.
- Consult the dealer or an experienced radio/TV technician for help.

NOTE 2: Any changes or modifications to this unit not expressly approved by the party responsible for compliance could void the user's authority to operate the equipment.

The device has been evaluated to meet general RF exposure requirement. The device can be used in portable exposure condition without restriction.