

FCC Maximum Permissible Exposure (MPE) Estimation Report

Report Number : **68.950.24.1414.01** Date of Issue: **2025-03-28**

Model / HVIN : **P1**

Product Type : **Art Projector**

Applicant : **SKRIVER INTERNATIONAL TRADLING LIMIED**

Address : **19H MAXGRAND PLAZA NO 3 TAI YAU STREET SAN PO Kong**
KL, Hong Kong, China

Manufacturer : **SKRIVER INTERNATIONAL TRADLING LIMIED**

Address : **19H MAXGRAND PLAZA NO 3 TAI YAU STREET SAN PO Kong**
KL, Hong Kong, China

Factory : **SKRIVER INTERNATIONAL TRADLING LIMIED**

Address : **19H MAXGRAND PLAZA NO 3 TAI YAU STREET SAN PO Kong**
KL, Hong Kong, China

Test Result : ☒ **Positive** ☐ **Negative**

Total pages including
Appendices : **9**

Any use for advertising purposes must be granted in writing. This technical report may only be quoted in full. This report is the result of a single examination of the object in question and is not generally applicable evaluation of the quality of other products in regular production. For further details, please see testing and certification regulation, chapter A-3.4.

1 Table of Contents

1	Table of Contents.....	2
2	Details about the Test Laboratory.....	3
3	Description of the Equipment Under Test.....	4
4	Test Specifications.....	5
5	General Information	6
6	RF Exposure Requirements.....	7
7	FCC MPE Limits.....	8
8	RF Exposure Evaluation (FCC)	9
8.1.1	Calculation of Power Density for Single Chain Transmitters	9
8.1.2	Calculation of Simultaneous Transmission	9
8.1.3	Conclusion.....	9

2 Details about the Test Laboratory

Details about the Test Laboratory

Test Site 1

Company name: TÜV SÜD Certification and Testing (China) Co., Ltd. Shenzhen Branch
Building 12 & 13, Zhiheng Wisdomland Business Park,
Guankou Erlu, Nantou, Nanshan District,
Shenzhen, Guangdong, China


Telephone: +86 755 8828 6998

Fax: +86 755 8828 5299

FCC Registration No.: 514049

FCC Designation Number: CN5009

3 Description of the Equipment Under Test



Product:	Art Projector
Model no.:	P1
Brand Name:	Caydo
FCC ID:	2BKPL-P1
Options and accessories:	NIL
Ratings:	Input: 100-240V~50/60Hz, 1.5A Max Output: 19V  2.5A
RF Transmission Frequency:	2402MHz - 2480MHz for Bluetooth (BR+EDR+BLE) 2412MHz - 2462MHz for 2.4GHz Wi-Fi 5180MHz – 5320MHz, 5500MHz – 5700MHz, 5745MHz – 5825MHz for 5GHz Wi-Fi (This device shall not be capable of transmitting in the band 5600-5650 MHz. This restriction is for the protection of Terminal Doppler Weather Radar (TDWR) operating in this band.)
No. of Operated Channel:	79 for Bluetooth (BR+EDR) 40 for Bluetooth (BLE) 11 for 2.4GHz Wi-Fi 43 for 5GHz Wi-Fi
Modulation:	GFSK, $\pi/4$ -DQPSK, 8DPSK 802.11b: BPSK, QPSK, CCK 802.11g: BPSK, QPSK, 16-QAM, 64-QAM 802.11a: BPSK, QPSK, 16-QAM, 64-QAM 802.11n: BPSK, QPSK, 16-QAM, 64-QAM 802.11ac: BPSK, QPSK, 16-QAM, 64-QAM, 256-QAM 802.11ax: BPSK, QPSK, 16QAM, 64QAM, 256QAM, 1024QAM
Antenna Type:	FPC antenna
Antenna Gain:	1.88 dBi for 2.4GHz 2.02 dBi for 5GHz Wi-Fi
Description of the EUT:	The EUT is an Art Projector supports Wi-Fi and Bluetooth functions: 2402MHz - 2480MHz for Bluetooth (BR+EDR+BLE) 2412MHz - 2462MHz for 2.4GHz Wi-Fi 5180MHz – 5320MHz, 5500MHz – 5700MHz, 5745MHz – 5825MHz for 5GHz Wi-Fi


4 Test Specifications

Test Standards	
ANSI Std C95.1-2019	Safety Levels with Respect to Human Exposure to Radio Frequency Electromagnetic Fields, 3 kHz – 300 GHz. (IEEE Std C95.1-1991)
KDB 447498 D01	General RF Exposure Guidance v06
CFR § 2.1091	Radiofrequency radiation exposure evaluation: mobile devices.

5 General Information

Any use for advertising purposes must be granted in writing. This technical report may only be quoted in full. This report is the result of a single examination of the object in question and is not generally applicable evaluation of the quality of other products in regular production. For further details, please see testing and certification regulation, chapter A-3.4.

Prepared By	2025-03-28	Hayden Hu	
Project Engineer	Date	Name	Signature
Approved by	2025-03-28	John Zhi	
Project Manager	Date	Name	Signature



6 RF Exposure Requirements

An estimation of MPE in this application for product is used to ensure if it complies with the rules of the standard in the regulation list above.

Maximum permissible exposure (MPE) refers to the RF energy that is acceptable for human exposure. It is broken down into two categories, Occupational/controlled and General population/uncontrolled.

Occupational/controlled limits apply in situations in which persons are exposed as a consequence of their employment provided those persons are fully aware of the potential for exposure and can exercise control over their exposure. Limits for occupational/controlled exposure also apply in situations when an individual is transient through a location where occupational/controlled limits apply provided he or she is made aware of the potential for exposure.

General population/uncontrolled exposures apply in situations in which the general public may be exposed, or in which persons that are exposed as a consequence of their employment may not be fully aware of the potential for exposure or cannot exercise control over their exposure.

A rough estimation of the expected exposure in power flux density on a given point can be made with the following equation:

$$S = \frac{P \times G}{4 \times \pi \times R^2}$$

Where:

S = power density

P = power input to the antenna

G = numeric gain of the antenna in the direction of interest relative to an isotropic radiator

R = distance to the centre of radiation of the antenna

EIRP = P * G

The antenna of the product, under normal use condition is at least 20 cm away from the body of the user. Warning statement to the user for keeping at least 20cm separation distance and the prohibition of operating to a person has been printed on the user's manual. Therefore, the S of the device is calculated with R=20cm, and if it is below the limit S, then we can conclude the device complies with the rules.

7 FCC MPE Limits

We analysis if it comply with the limits for General population/uncontrolled exposure. The FCC MPE limits for field strength and power density are given in 47CFR 1.1310(Table below). These limits are generally based on recommended exposure guidelines published by the National Council on Radiation Protection and Measurements (NCRP), and also partly based on guidelines recommended by the American National Standards Institute (ANSI) in Section 4.1 of ANSI/IEEE C95.1.

(A) Limits for Occupational/controlled Exposure				
Frequency Range(MHz)	Electric Field Strength(E)(V/m)	Magnetic Field Strength(H)(A/m)	Power Density (S)(mW/cm ²)	Averaging Time (minute) E ² , H ² or S
0.3-3.0	614	1.63	(100)*	6
3.0-30	1842/f	4.89/f	(900/f ²)*	6
30-300	61.4	0.163	1.0	6
300-1500	--	--	f/300	6
1500-100,000	--	--	5	6
(B) Limits for General Population/uncontrolled Exposure				
Frequency Range(MHz)	Electric Field Strength(E)(V/m)	Magnetic Field Strength(H)(A/m)	Power Density (S)(mW/cm ²)	Averaging Time (minute) E ² , H ² or S
0.3-1.34	614	1.63	(100)*	30
1.34-30	824/f	2.19/f	(180/f)*	30
30-300	27.5	0.073	0.2	30
300-1500	/	/	f/1500	30
1500-100,000	/	/	1.0	30
f=frequency in MHz			*Plane-wave equivalent power density	

8 RF Exposure Evaluation (FCC)

8.1.1 Calculation of Power Density for Single Chain Transmitters

Mode	Conducted Power	EIRP (dBm)	EIRP (mW)	R (cm)	S (mW/cm ²)	Limit (mW/cm ²)	MPE Ratio
BT	-4.63	-2.75	0.53	20	0.0001	1.0	0.01%
BLE	-4.38	-2.50	0.56	20	0.0001	1.0	0.01%
2.4GHz Wi-Fi	16.50	18.38	68.87	20	0.0137	1.0	1.37%
5GHz Wi-Fi	18.64	20.66	116.41	20	0.0232	1.0	2.32%

8.1.2 Calculation of Simultaneous Transmission

In order to ensure compliance with the EMF for a controlled environment, the sum of the ratios of the power density to the corresponding EMF should not exceed unity. That is

$$\sum_i \frac{S_i}{S_{Limit,i}} \leq 1$$

The simultaneous transmission possibilities are as below:

No.	Simultaneous Tx Combination	MPE Ratio	Limit
1	2.4GHz Wi-Fi + BT	1.38%	1.0
2	5GHz Wi-Fi+ BT	2.33%	1.0
3	2.4GHz Wi-Fi + BLE	1.38%	1.0
4	5GHz Wi-Fi+ BLE	2.33%	1.0

Note: 2.4GHz Wi-Fi and 5GHz Wi-Fi share the same antenna and do not support simultaneous transmission.

8.1.3 Conclusion

According to the table above, we can conclude that the limit percentage of above supporting frequency bands calculation results are less than 1, therefore, the product meets the requirements.