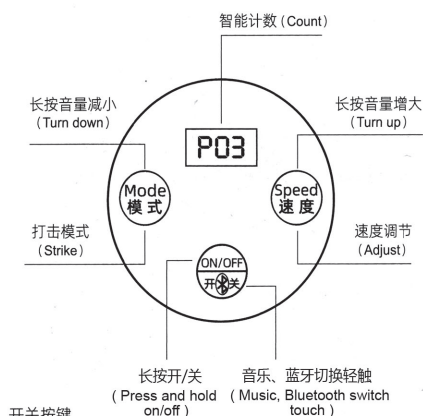



智能音乐拳击靶使用说明书 INSTRUCTION MANUAL



USB充电接口
(Charging)




产品安装说明 INSTALLATION INSTRUCTIONS



短魔术贴贴在

拳击靶背面

Short Velcro stick on
backside



长魔术贴贴在
固定墙面上

Long Velcro taped on
Fixed on the wall

子母魔术贴粘贴：长的魔术贴贴到合适的墙面上
短的魔术贴贴到拳击靶的背面，对应贴上即可

Child Velcro paste: Long Velcro paste to the appropriate wall.

Short Velcro tape to the back of the boxing target, corresponding to the paste.

蓝牙功能使用说明 BLUETOOTH INSTRUCTIONS

1. 打开设备，亮起，音乐播放。
 2. 打开手机设置蓝牙连接设备，连接音乐拳击靶，选择喜欢的音乐即可。
1. Turn on the device, light up, and play music.
 2. Open the mobile phone to set the Bluetooth connection device, connect the music boxing target, and choose the music you like.

注意事项 MATTERS NEEDING ATTENTION

1. 请将产品固定在坚固可靠的墙上。击打时，请击中指定区域，不要击中角落区域，以免造成手部受伤或者设备损坏。
 2. 本产品适用于成人，儿童使用请在成人监督指导下使用。
 3. 初学者不宜太强或过于狂热的手击，在锻炼过程中注意安全，严禁打腿打膝。
 4. 不要按喇叭区。
 5. 设备无法开机或出现异常请检查功率是否过低，应及时充电，充电时间不应超过8小时，长期使用建议1-2个月充电一次。
 6. 本产品不防水，擦拭拳靶需用干布不要沾水。
 7. 请妥善保管说明书，以防紧急情况下使用。
1. Please fix the product on a solid and reliable wall. When hitting, hit the designated area, not the corner to avoid hand injury or equipment damage.
 2. This product is suitable for adults. Please use it under adult supervision for children.
 3. beginners should not be too strong or too fanatical hand strike, pay attention to safety during the exercise process, it is strictly prohibited to hit the legs and knees.
 4. Don't honk the horn area.
 5. If the device fails to be turned on or is abnormal, check whether the power is too low. charge the device in time for more than 8 hours, it is recommended to charge once every 1-2 months for long-term use.
 6. This product is not waterproof. Dry cloth should be used to wipe the fist target.
 7. Please keep the instructions in case of emergency.

FCC Warning

15.19 Labeling requirements.

This device complies with part 15 of the FCC Rules. Operation is subject to the following two conditions: (1) This device may not cause harmful interference, and (2) this device must accept any interference received, including interference that may cause undesired operation.

15.21 Information to user.

Any Changes or modifications not expressly approved by the party responsible for compliance could void the user's authority to operate the equipment.

15.105 Information to the user.

Note: This equipment has been tested and found to comply with the limits for a Class B digital device, pursuant to part 15 of the FCC Rules. These limits are designed to provide reasonable protection against harmful interference in a residential installation. This equipment generates uses and can radiate radio frequency energy and, if not installed and used in accordance with the instructions, may cause harmful interference to radio communications.

However, there is no guarantee that interference will not occur in a particular installation. If this equipment does cause harmful interference to radio or television reception, which can be determined by turning the equipment off and on, the user is encouraged to try to correct the interference by one or more of the following measures:

- Reorient or relocate the receiving antenna.
- Increase the separation between the equipment and receiver.
- Connect the equipment into an outlet on a circuit different from that to which the receiver is connected.
- Consult the dealer or an experienced radio/TV technician for help.

FCC RF Radiation Exposure Statement:

- 1.This Transmitter must not be co-located or operating in conjunction with any other antenna or transmitter.
- 2.This equipment complies with RF radiation exposure limits set forth for an uncontrolled environment.

This equipment should be installed and operated with minimum distance between the radiator and your body.