

ANNEX A TEST SETUP PHOTOS

PHOTO 1

Photo of Power Line
Conducted Emission
Test




PHOTO 2

Photo of Radiated
Emission Test
(Below 1GHz)
Left Ear





PHOTO 3

Photo of Radiated
Emission Test
(Above 1GHz)
Left Ear



--- End ---