


Appendix A (Normative) – EUT Test Setup Photographs


1.1. EUT Test Setup at 3 Meters Loop Parallel Front View (Below 30 MHz)




1.2. EUT Test Setup at 3 Meters Loop Parallel Rear View (Below 30 MHz)




1.3. EUT Test Setup at 3 Meters Loop Perpendicular Front View (Below 30 MHz)



1.4. EUT Test Setup at 3 Meters Loop Perpendicular Rear View (Below 30 MHz)



1.5. EUT Test Setup at 3 Meters Front View (30 MHz – 150 MHz)**1.6. EUT Test Setup at 3 Meters Rear View (30 MHz – 150 MHz)**