

PRECAUTIONS

1. Please wash before each use; please clean it after use, and keep it clean after wiping.
2. Do not use it in high temperature and humid environment, saline or seawater to avoid causing failures.
3. Do not soak the product in water or boil the product for a long time.
4. Do not use it in the state of discomfort after fatigue, drinking, etc.
5. Do not fall or hit to avoid electric shock, short circuit or failure.
6. If the body feels abnormal when using, please stop using and seek medical treatment as soon as possible.
7. This product is only suitable for adults 18 years old and above. Please stay away from children. To avoid infectious diseases, do not share it with others.
8. Do not use it with silicon lubricant. It is recommended to use water-soluble lubricating oil.
9. After this product is abandoned, it should be recycled to the corresponding recycling stations according to the waste electrical electronics product. This product is not suitable for the treatment of ordinary garbage.

WARN

1. Do not disassemble, repair, and transform products by yourself, so as not to cause damage, water inlet, fire, etc., cause injuries.
2. Using medical electronic instruments such as artificial cardiac pacemakers, pregnant women or other diseases are being treated with doctors, please consult your doctor before using this product.
3. Please keep it in the place where children cannot obtain, so as not to accidentally swallow accessories or disassembly parts cause accidents.

User's Manual

Understand life, understand fun,
and understand you better

PRODUCT SPECIFICATION

PRODUCT NAME: Real-life molded penis

MATERIAL: Liquid silicone

BATTERY: 1200mAh

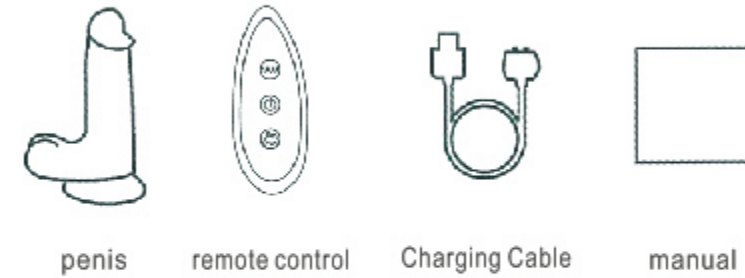
CHARGING: Magnetic charging for 2.5 hours; the light flashes when charging and stays on when fully charged

WORKING TIME: ≥ 45 minutes

WATERPROOF LEVEL: waterproof for daily use, can be washed in water, soaking is not recommended

PRODUCT FUNCTION: telescopic/vibration/heating

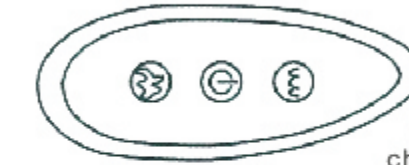
PACKING LIST



Note: This product does not include a charging plug. Please use your own smartphone charging plug.

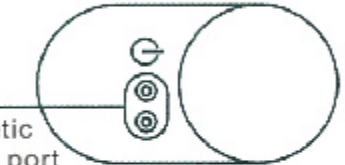
KEY DESCRIPTION

Figure 1




Remote control instructions


Figure 2





Magnetic
charging port

Penis base instructions

SWITCH: Long press 3s "  " to turn on/shut down, click to cut frequency of vibration/telescopic, 10 frequency vibration/7 frequency telescopic, circular mode, double-click the opening/off-opening heating mode. Adjust according to telescopic reset.

VIBRATION MODE: Short press "  " switch, the intensity changes from weak to strong, and then circulates 10 vibration modes.

EXTENSION MODE: Short press "  " to switch, the intensity changes from weak to strong, switch 7 types of telescopic mode.

HEATING MODE: Short press the "  " key, the indicator light becomes red, enter the heating mode, and exit the heating mode for a short press.

CHARGING INSTRUCTIONS

The magnetic charging port on the base connects to the charging cable.

CHARGING: Magnetic charging for 2.5 hours; the light flashes when charging and stays on when fully charged

This device complies with part 15 of the FCC Rules. Operation is subject to the following two conditions: (1) this device may not cause harmful interference, and (2) this device must accept any interference received, including interference that may cause undesired operation.

Any changes or modifications not expressly approved by the party responsible for compliance could void the user's authority to operate the equipment.

NOTE: This equipment has been tested and found to comply with the limits for a Class B digital device, pursuant to Part 15 of the FCC Rules. These limits are designed to provide reasonable protection against harmful interference in a residential installation. This equipment generates, uses and can radiate radio frequency energy and, if not installed and used in accordance with the instructions, may cause harmful interference to radio communications. However, there is no guarantee that interference will not occur in a particular installation.

If this equipment does cause harmful interference to radio or television reception, which can be determined by turning the equipment off and on, the user is encouraged to try to correct the interference by one or more of the following measures:

- Reorient or relocate the receiving antenna.
- Increase the separation between the equipment and receiver.
- Connect the equipment into an outlet on a circuit different from that to which the receiver is connected.
- Consult the dealer or an experienced radio/TV technician for help.

The device has been evaluated to meet general RF exposure requirement. The device can be used in portable exposure condition without restriction