


































英文

<div>MS1 User Manual</div> <div>Version 1.1</div>	<div>Introduction</div> <p>Thank you for purchasing our product. MS1 is a smart sport watch. It can help you to achieve your sport goals.</p> <p>Control the packaging:</p> <ul style="list-style-type: none">MS1 smart watch x 1User manual x 1Charging cable x 1 <div>Setting Up Your MS1</div> <p>First, you need to download and install the SMART TIME-FIND app on your phone. The GOAT app will allow you to use your fitness goals. You can progress your progress with fitness goals.</p> <p>Connect to MS1 via your mobile phone:</p> <p>GOAT APP requires the operating system:</p> <ul style="list-style-type: none">iOS 11.0 and Android 5.0 or above and BT 4.0 & 5.0 or above for more than 100 mobile devices.Turn on Bluetooth on the mobile phone.Turn on GPS on the mobile phone. <p>After install the app, register and log in account according to a series of instructions.</p> <div></div>	<div>How to pair the watch for iOS users</div> <p>First step: Open your mobile phone from the bottom status bar. To find the watch, click on the Bluetooth icon in the status bar. Then click on the watch icon in the status bar. The Bluetooth icon on the watch will be blue in color.</p> <p>Next step: Click on the watch icon in the status bar. The watch will be blue in color.</p> <p>After connecting the watch, you can use the watch to track your fitness goals.</p> <div></div>	<div>****Special reminder****</div> <p>1. After successfully connecting the watch and phone, if you want to use the watch to track your fitness goals, please click on the "Main Control" icon in the status bar. The watch will be blue in color.</p> <p>2. After the watch is successfully connected to the phone, the watch will be blue in color.</p> <p>3. After the watch is successfully connected to the phone, the watch will be blue in color.</p> <div></div>	<div>Change watch face</div> <p>On the left page, long press and slide left and right to complete the operation. It is possible to choose the watch face you like. The watch face will be blue in color.</p> <p>Next step: Click on the watch icon in the status bar. The watch will be blue in color.</p> <p>After connecting the watch, you can use the watch to track your fitness goals.</p> <div></div>	<div>Functions</div> <p>The MS1 watch supports multiple sports including: Outdoor Run, Indoor Run, Cycle, Walk, Cycle, Swimming, Yoga, Badminton, Football, Tennis, Golf, Basketball, Volleyball, etc.</p> <p>Next step: Click on the watch icon in the status bar. The watch will be blue in color.</p> <p>After connecting the watch, you can use the watch to track your fitness goals.</p> <div></div>	<div>Step counting</div> <p>After connecting the watch correctly, open the GOAT APP. The watch will be blue in color.</p> <p>Next step: Click on the watch icon in the status bar. The watch will be blue in color.</p> <p>After connecting the watch, you can use the watch to track your fitness goals.</p> <div></div>	<div>Call reminder</div> <p>The MS1 watch supports Bluetooth calls. You can use the watch to make and receive calls. The watch will be blue in color.</p> <p>Next step: Click on the watch icon in the status bar. The watch will be blue in color.</p> <p>After connecting the watch, you can use the watch to track your fitness goals.</p> <div></div>	<div>Find phone</div> <p>The MS1 watch supports Bluetooth calls. You can use the watch to make and receive calls. The watch will be blue in color.</p> <p>Next step: Click on the watch icon in the status bar. The watch will be blue in color.</p> <p>After connecting the watch, you can use the watch to track your fitness goals.</p> <div></div>	<div>Charging Instructions</div> <p>Charge the watch with the provided charging cable. The watch will be blue in color.</p> <p>Next step: Click on the watch icon in the status bar. The watch will be blue in color.</p> <p>After connecting the watch, you can use the watch to track your fitness goals.</p> <div></div>	<div>Key Description</div> <p>The MS1 watch supports Bluetooth calls. You can use the watch to make and receive calls. The watch will be blue in color.</p> <p>Next step: Click on the watch icon in the status bar. The watch will be blue in color.</p> <p>After connecting the watch, you can use the watch to track your fitness goals.</p> <div></div>	<div>CE</div> <p>The MS1 watch supports Bluetooth calls. You can use the watch to make and receive calls. The watch will be blue in color.</p> <p>Next step: Click on the watch icon in the status bar. The watch will be blue in color.</p> <p>After connecting the watch, you can use the watch to track your fitness goals.</p> <div></div>
---	---	--	---	---	--	--	--	---	--	--	---