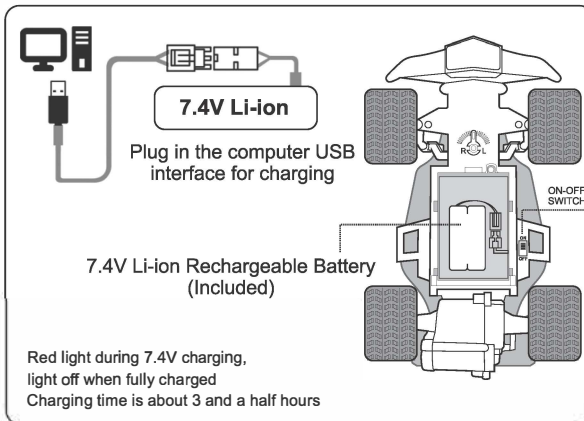


BUGGY 4-CHANNEL REMOTE CONTROL HIGH SPEED

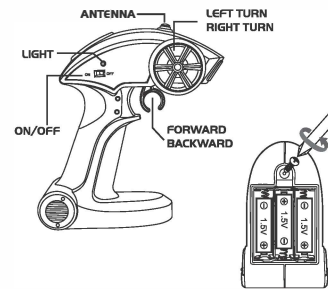
6+
YEARS

Installing the vehicle battery:



Installing batteries in the transmitter:

1. Open the battery compartment.
2. Insert batteries into the correct + and - polarities.
3. Close the cover.

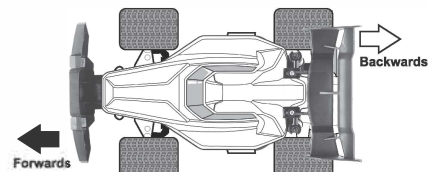
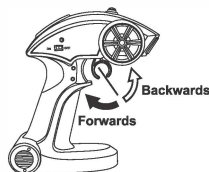


How To Use SimoManeously:

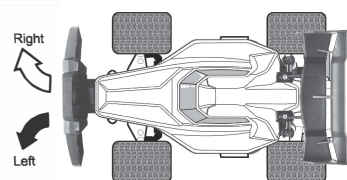
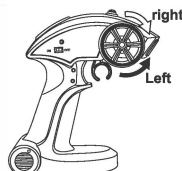
1. Turn on the vehicle, then turn on the transmitter.
2. If you have more than two vehicles, please proofread one by one. When the second vehicle is proofreading, please always keep the first vehicle and transmitter on.
3. Please turn off both the vehicle and transmitter and re-start all proofreading processes if you are changing to play with another 2.4GHz transmitter.

Start:

1. How to move forwards or backwards:
Pull the throttle trigger, the car will move forwards.
Push the throttle trigger, the car will move backwards.



2. Turn left or right:
Turn steering wheel clockwise, the car will turn right.
Turn steering wheel anticlockwise, the car will turn left.



WARNING:
CHOKING HAZARD- small parts,
Not for children under 3 years.

WARNING: FOR SAFETY REASONS,
REMOVE ALL TAGS, LABELS AND
PLASTIC FASTENERS BEFORE
GIVING THIS TOY TO YOUR CHILD.

WARNING:

Batteries are to be inserted with the correct polarity. Do not mix different types of batteries or new and used batteries. Non-rechargeable batteries are not to be recharged. Rechargeable batteries are only to be charged under adult supervision. Rechargeable batteries are to be removed from the toy before being charged. The supply terminals are not to be short-circuited. Remove batteries from the toy when not in use for extended time or when batteries become exhausted. Battery installation by an adult required. Dispose of batteries responsibly. Do not dispose of in fire.

2.4GHz

Please keep the packaging for future reference
Product may vary slightly from image shown
Read the instructions before operating this product
Performance Tips: Do not drive the vehicle on
grass, sand, rocks or through water. Do
not drive the vehicle into any hard object.

MADE IN CHINA

FCC Statement

This equipment has been tested and found to comply with the limits for a Class B digital device, pursuant to Part 15 of the FCC Rules. These limits are designed to provide reasonable protection against harmful interference in a residential installation. This equipment generates uses and can radiate radio frequency energy and, if not installed and used in accordance with the instructions, may cause harmful interference to radio communications. However, there is no guarantee that interference will not occur in a particular installation. If this equipment does cause harmful interference to radio or television reception, which can be determined by turning the equipment off and on, the user is encouraged to try to correct the interference by one or more of the following measures:

- Reorient or relocate the receiving antenna.
- Increase the separation between the equipment and receiver.
- Connect the equipment into an outlet on a circuit different from that to which the receiver is connected.
- Consult the dealer or an experienced radio/TV technician for help.

This device complies with part 15 of the FCC Rules. Operation is subject to the following two conditions:

(1) This device may not cause harmful interference, and (2) this device must accept any interference received, including interference that may cause undesired operation.

Changes or modifications not expressly approved by the party responsible for compliance could void the user's authority to operate the equipment.

portable device statements

The device has been evaluated to meet general RF exposure requirement. The device can be used in portable exposure condition without restriction.