



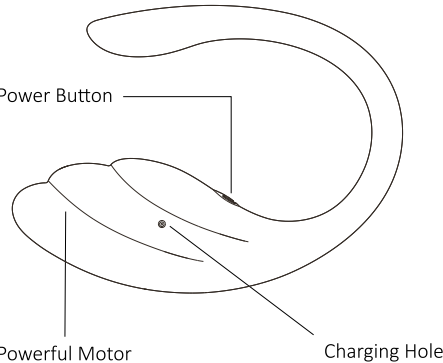



| | | | | | |
|--|--|---|--|---|--|
| <div><div>User Manual</div><div></div><div><div>CEUKCA</div><div></div></div></div> | <div><div>Warranty</div><div>Thank you for shopping at our store. We hope you enjoy your purchase. We provide a warranty of 12 months for RETURNS & EXCHANGES for any product defects, except human-caused damage. Please feel free to contact us, we always strive to provide</div></div> <div><div>Please read this manual carefully before using the product and properly keep it for future use when in need.</div><div><div><div>Scan The Qr Code To Download The APP</div></div><div><div>Scan The Qr Code To Connect To The APP</div></div></div></div> | <div><div>1. Product Information</div><div>Product Name: Smart App Control Vibrator</div><div>Product Weight: 80g</div><div>APP Modes: Classic mode, musical mode, draw something, shake</div><div>Charging Time: USB charging for about 2 hours Using time: About 1 hour (Specific using time may differ from the mode you choose.)</div><div><div>2. App Connection Guide</div><div>Tips: After downloading app for the first time, please allow app to access Bluetooth, location, photos & media, record audio. If the permissions are insufficient, app may not be able to work. We promise not to obtain or disclose your personal information without your permission, all for the best product using experience. 1. Scan the left QR code and download the app (Or search "Love Spouse" in APP store). Click "New user" to register and remember your account. 2. Hold the power button on product for about 2 secs to turn on your product. 3. Keep the Bluetooth on of your phone. 4. Click "+" on app to add a device then scan the right QR code to connect your product to the app. You can also add the product code " 5138 " to</div><div>5. Explore your new toy.</div></div></div> | <div><div>3. Multiple modes to use with APP</div><div>Before using APP to control your product, please hold the power button on product to turn it on first.</div><div>1. Classic Mode: There are 9 modes to choose from, you can choose the mode that suits you best according to your preferences. 2. Musical Mode: Choose a piece of music you like, and let the vibration rise and fall with the music, according to the frequency and tone of the music you are playing. 3. Draw Something: Click "+" and draw a line on the app to customize your own vibration frequency. The closer your finger slides to the edge of the screen, the stronger the vibration will be. 4. Shake Mode: Shake your cell phone to customize your own vibration frequency. The harder you shake the phone, the stronger the vibration will be. 5. Interactive Mode: Click "+", and enter your friend's ID, nickname, email or phone number and click "search" to add your friend. After your friend confirmed, the friend will appear on your list. Next, you can invite your friend to interact. (Including text, voice, video call, or request to control each other's device.)</div></div> | <div><div>4. Use without APP</div><div>Operating Instructions</div><div></div></div> | <div><div>1. Hold  for 2 secs to turn it on, product will enter standby mode; 2. Click it to start the vibration and click again to switch between the 9 modes.</div><div><div>5. Charging Instruction</div><div>1. Please fully charge it before use for the first time. 2. Indicator light will flash when charging and stay on after fully charged.</div></div><div><div>6. Note</div><div>1. Please clean the product before and after each use. 2. This product is waterproof, but not recommend to soak it in water for long time.</div></div><div><div>When the power of the product is insufficient, please recharge it. 5. Please put it away from children, store it in a cool, ventilated, dry place and avoid sunlight.</div></div></div> |
|--|--|---|--|---|--|

This device complies with part 15 of the FCC Rules. Operation is subject to the following two conditions: (1) this device may not cause harmful interference, and (2) this device must accept any interference received, including interference that may cause undesired operation.

Any changes or modifications not expressly approved by the party responsible for compliance could void the user's authority to operate the equipment.

NOTE: This equipment has been tested and found to comply with the limits for a Class B digital device, pursuant to Part 15 of the FCC Rules. These limits are designed to provide reasonable protection against harmful interference in a residential installation. This equipment generates, uses and can radiate radio frequency energy and, if not installed and used in accordance with the instructions, may cause harmful interference to radio communications. However, there is no guarantee that interference will not occur in a particular installation.

If this equipment does cause harmful interference to radio or television reception, which can be determined by turning the equipment off and on, the user is encouraged to try to correct the interference by one or more of the following measures:

- Reorient or relocate the receiving antenna.
- Increase the separation between the equipment and receiver.
- Connect the equipment into an outlet on a circuit different from that to which the receiver is connected.
- Consult the dealer or an experienced radio/TV technician for help.

The device has been evaluated to meet general RF exposure requirement. The device can be used in portable exposure condition without restriction

少量渗水
有物理损

晒。