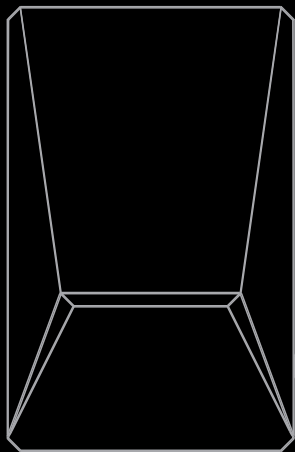




物往火星 赛博充电宝



使用产品前请仔细阅读本说明书，并妥善保管。

产品介绍



指示灯

按键

按键功能

单击按键，指示灯亮起，显示电量；
双击按键，关闭指示灯。

电量指示灯

20-100%：白灯
5-20%：红灯
< 5%：红灯闪烁

产品规格

产品型号	F06 / F06M
产品尺寸	103.8*67.2*11.5mm/16.6mm
电芯容量	6000mAh
额定容量	3600mAh(5V/3A)
锂电池能量	6000mAh 3.87V/23.22Wh
USB-C输入	5V \equiv 3A/9V \equiv 2A
USB-C输出	5V \equiv 3A/9V \equiv 2A/12V \equiv 1.5A
无线充输出	5W/7.5W/10W/15W

充电使用说明



磁吸无线充电区域



USB-C输入&输出口

1. 此产品有两种方式给您的设备充电
 - A. 充电线的一端连接到F06的USB-C输出端口 (18W MAX)，另一端连接到需要充电的设备上。
 - B. 无线充电：手机需放置在本产品的无线充电区域进行无线充电 (15W MAX)
2. 给F06充电，请连接USB-C插口到电源适配器。充电时指示灯闪烁。白灯保持长亮时，代表充电完成，请将F06与电源断开连接。

注意事项

- 首次使用请先将本产品充满电。
- 在为本产品充电或使用本产品为其他设备充电时，请自行选择适配的充电器和充电线。
（建议使用知名品牌的充电器和数据线）。
- 对本产品充电过程中，应确保有人在场，外出或长时间离开时请拔除电源。
- 本产品充满电，或本产品对其他设备充满电后，请及时将连接线拔除，避免长时间处于连接状态产生损耗。
- 请勿自行拆开或改装本产品
请勿将本产品存放在潮湿环境中
请勿将产品靠近热源或于热源附近充电
- 长时间不使用本产品时，请将它存放于阴凉干燥环境。为保证电池使用寿命，请每3个月至少给产品进行1次完全的充放电。

保修政策

赛博充电宝 Cyber Power售后服务严格依据《中华人民共和国消费者权益保护法》。

《中华人民共和国产品质量法》实行售后三包服务。服务内容如下：

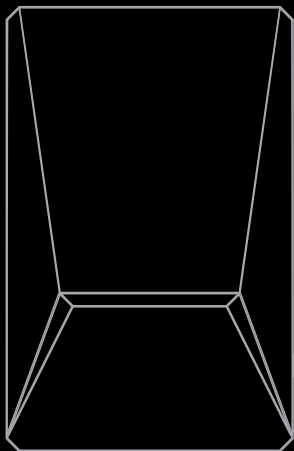
在三包有效期内，您可以依照本规定免费享受退货，换货、维修的服务，维修、换货、退货应当凭发票办理。

服务类型	服务政策
退货	自签收次日起7天内产品无理由退货
换货	自签收次日起 15 天内产品质量原因换货
维修	自签收次日起12个月内产品质量原因维修

客服邮箱：support@wooyuantech.com

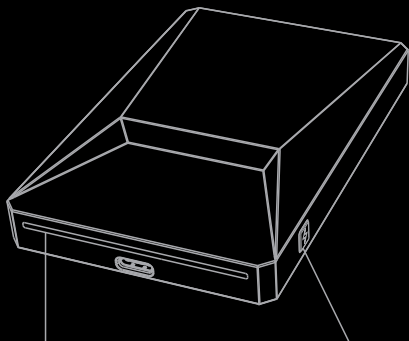


FLY TO MARS CYBER POWER



Read this manual carefully before use,
and retain it for future reference.

Product Overview



LED Indicator Light

Power Button

Power button

Click the button, the led indicator light up; Double click the button to turn off the led indicator.

Battery level

20-100% : White light


5-20% : Red light

< 5% : Red light flashing

SPECIFICATION

Model	F06 / F06M
Dimension	103.8*67.2*11.5mm/16.6mm
Battery capacity	6000mAh
Rated capacity	3600mAh(5V/3A)
Battery energy	6000mAh 3.87V/23.22Wh
USB-C input	5V≡3A/9V≡2A
USB-C output	5V≡3A/9V≡2A/12V≡1.5A
Wireless output	5W/7.5W/10W/15W

Charging instructions



—USB-C Input&Output

1. There are two ways to charge your devices.

A. Use the charging cable to connect the USB-C output port of F06 (18W MAX) and to the device needs to be charged.

B. Wireless charging: The mobile phone should be placed in the wireless charging area of the product. (15W MAX)

2. To charge the F06, please connect the USB-C port to the power adapter. The light flashes during charging, white light will be stay ON when charging is completed. Please unplug F06 from the power supply.

Warning

- Please fully charge this product for your first use.
- When charging this product or using this product to charge other devices, please select the appropriate charger and charging cable. (It is recommended to use well-known brands of chargers and data cables).
- During the charging process of this product, ensure that someone is present, and remove the power supply when going out or leaving for a long time.
- After this product is fully charged, or this product is fully charged to other devices, please remove the connection cable in time to avoid loss caused by long-term connection.
- Do not disassemble or modify the product yourself
- Do not store this product in a humid environment
- Do not place or charge the product near heat sources
- When not using this product for a long time, please store it in a cool and dry environment. To ensure battery life, please fully charge and discharge the product at least once every 3 months.

Warranty policy

The after-sales service of CyberPower is strictly in accordance with the Law of the People's Republic of China on the Protection of Consumer Rights and Interests. The Product Quality Law of the People's Republic of China implements three guarantees of after-sales service.

The services are as follows:

Within the validity period of the three guarantees, you can enjoy the services of return, replacement and repair free of charge in accordance with the provisions, and the maintenance, replacement and return shall be handled by invoice.

Service policy

1.7 days for return without reason, commencing from the date of receipt.

2.15 days for replacement due to quality reasons, commencing from the date of receipt.

3. For any defect, in the judgment of our technician, caused under normal use, we are responsible for repairing free of charges 12 months commencing from the date of receipt.

FCC STATEMENT :

This device complies with Part 15 of the FCC Rules. Operation is subject to the following two conditions:
(1) This device may not cause harmful interference,
and (2) This device must accept any interference received, including interference that may cause undesired operation.

Warning: Changes or modifications not expressly approved by the party responsible for compliance could void the user's authority to operate the equipment.

NOTE: This equipment has been tested and found to comply with the limits for a Class B digital device, pursuant to Part 15 of the FCC Rules. These limits are designed to provide reasonable protection against harmful interference in a residential installation. This equipment generates uses and can radiate radio frequency energy and, if not installed and used in accordance with the instructions, may cause harmful interference to radio communications. However, there is no guarantee that interference will not occur in a particular installation. If this equipment does cause harmful interference to radio or television reception, which can be determined by turning the equipment off and on, the user is encouraged to try to correct the interference by one or more of the following measures: Reorient or relocate the receiving antenna. Increase the separation between the equipment and receiver. Connect the equipment into an outlet on a circuit different from that to which the receiver is connected. Consult the dealer or an experienced radio/TV technician for help.

RF warning statement:

The device has been evaluated to meet general RF exposure requirement. The device can be used in portable exposure condition without restriction.

Customer service Email:
support@wooyuantech.com