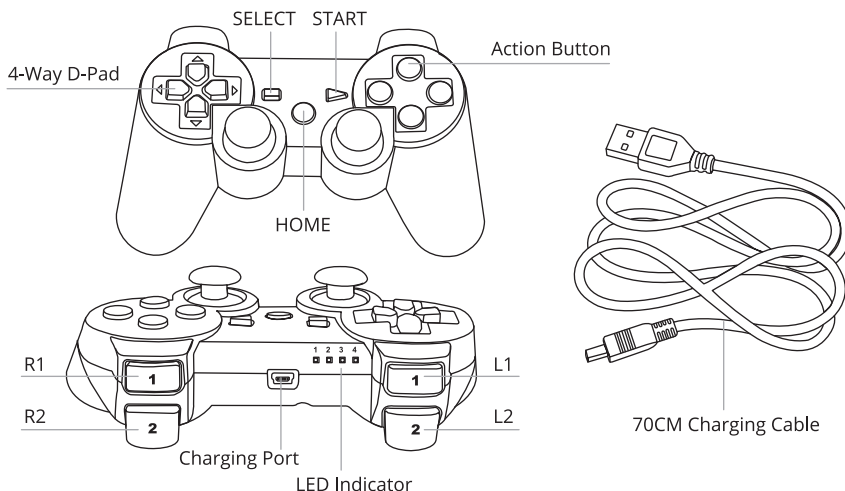


Wireless Controller for PS3®

Model: 702333

WHAT'S INCLUDED

1x PS3® Wireless Controller
1x 70CM Charging Cable
1x User Manual

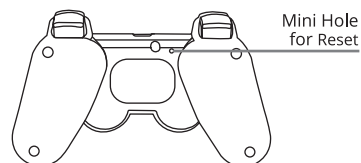
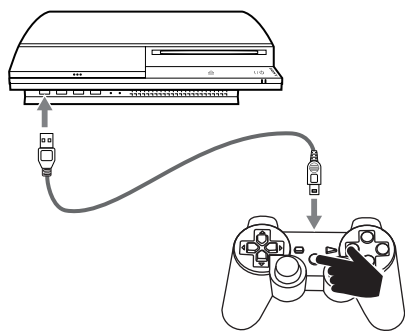


FIRST USE OF THE CONTROLLER; CONNECT OR CLOSE THE CONTROLLER

ON: When you press the Home button or connect with console by USB cable.

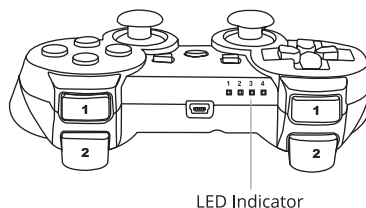
OFF: The controller turns off after the specified period of inactivity. (About 5 minutes).

1. You need to use mini USB cable to activate the controller when it is put into use for the first time.
2. Connect the controller with your console, press the Home button and pull out the cable. Then you can use it wirelessly.
3. If it still does not work, you restart it or charge it.
4. If above methods failed, put a needle into the mini hole at the back of the controller and press the button to reset it.



HOW DO YOU CHARGE THE CONTROLLER?

1. Connect the console to the PS3 by the USB cable.
2. When charging, the red light of the controller will be flashing; when fully charged, the red light will stop flashing and keep on.



Get closer to the action with the Wireless Controller. The comfortable grip, intense vibration feedback (game support required), and intuitive motion sensing controls put precision and control firmly in your hands for an immersive gaming experience.

IMPORTANT SAFETY INSTRUCTIONS:

1. To prevent fire or shock hazard, do not expose this unit to rain or moisture. Do not use within 30' of any water such as swimming pools, bathtubs or sinks.
2. To avoid electrical shock, do not disassemble. Refer servicing to qualified personnel only.
3. Never push objects of any kind, other than authorized items, into the product as they may touch dangerous voltage points or short out parts that could result in fire or electrical shock.
4. Route all cords so that they are not likely to be walked on or tripped over. Make sure that cords are not placed in positions or areas where they may become pinched or damaged.
5. Do not wrap this cord around any part of anyone's body.
6. Do not allow children to play with cords.
7. Use this unit only as intended.

IMPORTANT - SAVE THESE INSTRUCTIONS



This device complies with Part 15 of the FCC Rules. Operation is subject to the following two conditions:

- 1) This device may not cause harmful interference.
- 2) This device must accept any interference received, including interference that may cause undesired operation.

Warning: Changes or modifications to this unit not expressly approved by the party responsible for compliance could void the user's authority to operate the equipment.

NOTE: This equipment has been tested and found to comply with the limits for a Class B digital device, pursuant to Part 15 of the FCC Rules. These limits are designed to provide reasonable protection against harmful interference in a residential installation. This equipment generates, uses and can radiate radio frequency energy and, if not installed and used in accordance with the instructions, may cause harmful interference to radio communications. However, there is no guarantee that interference will not occur in a particular installation. If this equipment does cause harmful interference to radio or television reception, which can be determined by turning the equipment off and on, the user is encouraged to try to correct the interference by one or more of the following measures:

- Reorient or relocate the receiving antenna.
- Increase the separation between the equipment and receiver.
- Connect the equipment into an outlet on a circuit different from that to which the receiver is connected.
- Consult the dealer or an experienced radio/TV technician for help.

PRODUCT SPECIFICATIONS:

PS3® Wireless Controller
FCC ID: 2BK2K-702333
Micro Input: 5V/500mA

Made in China.