


说明书



首次使用请先为产品充电

操作说明

- 伸缩键
- 开关机键
- 吮吸键



开关机键：

- 待机:长按此键1.5S产品开机,马达震动0.2S进入待机状态,此按键处的LED灯常亮,进入待机模式:待机状态下,30分钟无操作自动关机。
- 关机:长按1.5S关机

伸缩键：

- 开机状态下,点按此键,LED灯闪亮一下同时切换变频,马达1-9频加档,加频到第9频后再点按此键,频率循环9-1、2、3、4--继续变频,马达在任意伸缩震动频率状态下,长按1.5S,马达会进入待机状态。

吮吸键：

- 开机状态下,点按此键,LED灯闪亮一下同时切换变频,马达从1-9频加档,加频到第9频后再点按此键,频率循环9-1、2、3、4--继续变频,马达在任意吮吸频率状态下,长按1.5S,马达会进入待机状态。

●**充电方式:** 磁吸充电,使用前请先充电,充电状态指示灯为白灯闪烁状态,充满常亮;

●**充电时间:** 一般约2h充满;

●**使用时间:** 大于60分钟。

APP控制



扫描二维码下载APP
IOS系统也可以在苹果商店搜索“暮瑟”。



扫描二维码或
输入3084绑定设备

- 下载并安装“暮瑟”,注册并登录
- 点击“+”扫描绑定设备。
- 使用APP控制前,请将设备开机
- 请允许APP访问蓝牙

【我的设备】

- 经典模式:9种经典振动模式可供选择。
- 音乐模式:APP会自动搜索手机中的音乐播放器。如果您单击音乐播放器播放音乐,设备会随着节奏的变化而振动。
- 画一些东西:点击+在屏幕上随意画一条线,保存并命名。点击名称上的三角符号,进入自由笔画保存模式。
- 摇晃:设备会根据您手机的震动节奏和幅度振动。
- 互动:好友搜索可以通过身份证号、手机号、邮箱进行搜索。

【相互作用】

点击要互动的好友图标,系统会发起互动邀请,点击确认。如果对方接受你的邀请,则交互连接成功。交互连接成功后默认不开启视频。您必须先邀请对方的视频并且对方同意打开视频功能,然后才能打开双方。

【信息】

本APP支持发送文字、图片、语音、震动模式。

【我的】

账户信息、操作指南和设置。

产品说明

产品名称	伸缩+吮吸按摩棒	产品型号	ZLV301
产品材质	ABS+硅胶		
产品尺寸	220*36*92mm		
充电时长	约2小时	工作时长	约1小时
输入电流	5V/1A	充电模式	磁吸充电
工作模式	9频震动 /APP 9频		

包装清单:

按摩棒*1、产品说明书*1、USB充电线*1、

使用须知:

- 使用前请阅读本说明书,按照说明书提示规范使用;
- 第一次使用请先为产品充电;
- 使用后请保持产品清洁,请勿使用带腐蚀性清洁剂清洗;
- 本产品禁止18岁以下未成年人使用

注意事项:

- 注意:充电过程中,产品电路处于保护状态,不能启动。
- 由于电池保护,产品在使用中充电,产品无法开机正常使用。
- 不要将本产品长时间浸泡在水中。
- 请将本产品置于通风干燥处,避免阳光直射。
- 建议使用前先充饱电。

100MM

80MM

说明书



首次使用请先为产品充电

操作说明



开关机键:

1. 待机: 长按此键1.5S产品开机, 马达震动0.2S进入待机状态, 此按键处的LED灯常亮, 进入待机模式: 待机状态下, 30分钟无操作自动关机。

2. 关机: 长按1.5S关机

伸缩键:

1. 开机状态下, 点按此键, LED灯闪亮一下同时切换变频, 马达 1-9 频加档, 加频到第 9 频后再点按此键, 频率循环 9-1、2、3、4-- 继续变频, 马达在任意伸缩震动频率状态下, 长按1.5S, 马达会进入待机状态。

吮吸键:

1. 开机状态下, 点按此键, LED灯闪亮一下同时切换变频, 马达 从1-9 频加档, 加频到第 9 频后再点按此键, 频率循环 9-1、2、3、4-- 继续变频, 马达在任意吮吸频率状态下, 长按1.5S, 马达会进入待机状态。

充电方式: 磁吸充电, 使用前请先充电, 充电状态指示灯为白灯闪烁状态, 充满常亮;

充电时间: 一般约2h充满;

使用时间: 大于60分钟。

APP控制



扫描二维码下载APP
IOS系统也可以在苹果商店搜索“暮瑟”。



扫描二维码或
输入3084绑定设备

• 下载并安装“暮瑟”, 注册并登录

• 使用APP控制前, 请将设备开机

• 点击“+”扫描绑定设备。

• 请允许APP访问蓝牙

【我的设备】

a. 经典模式: 9种经典振动模式可供选择。

b. 音乐模式: APP会自动搜索手机中的音乐播放器。如果您单击音乐播放器播放音乐, 设备会随着节奏的变化而振动。

c. 画一些东西: 点击+在屏幕上随意画一条线, 保存并命名。点击名称上的三角符号, 进入自由画画保存模式。

e. 摇晃: 设备会根据您手机的震动节奏和幅度振动。

d. 互动: 好友搜索可以通过身份证号、手机号、邮箱进行搜索。

【相互作用】

点击要互动的好友图标, 系统会发起互动邀请, 点击确认。如果对方接受您的邀请, 则交互连接成功。交互连接成功后默认不开启视频。您必须先邀请对方的视频并且对方同意打开视频功能, 然后才能打开双方。

【信息】

本APP支持发送文字、图片、语音、震动模式。

【我的】

账户信息、操作指南和设置。

产品说明

产品名称	伸缩+吮吸按摩棒	产品型号	ZLV301
产品材质	ABS+硅胶		
产品尺寸	220*36*92mm		
充电时长	约 2 小时	工作时长	约1小时
输入电流	5V/1A	充电模式	磁吸充电
工作模式	9频震动 /APP 9频		

包装清单:

按摩棒*1、产品说明书*1、USB充电线*1、

使用须知:

1、使用前请阅读本说明书, 按照说明书提示规范使用;

2、第一次使用请先为产品充电;

3、使用后请保持产品清洁, 请勿使用带腐蚀性清洁剂清洗;

4、本产品禁止18岁以下未成年人使用

注意事项:

• 注意: 充电过程中, 产品电路处于保护状态, 不能启动。


• 由于电池保护, 产品在使用中充电, 产品无法开机正常使用。

• 不要将本产品长时间浸泡在水中。

• 请将本产品置于通风干燥处, 避免阳光直射。

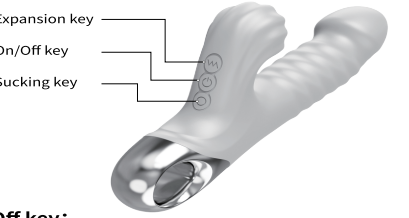
• 建议使用前先充满电。

INSTRUCTIONS



First time use, please charge the product first

OPERATING INSTRUCTIONS



On/Off key:

1. standby mode: Press and hold this button for 1.5 seconds to turn on the product. The motor vibrates for 0.2 seconds and enters standby mode. The LED light at this button remains on and enters standby mode. In standby mode, it automatically shuts down after 30 minutes of inactivity.

2. Shutdown: Press and hold for 1.5 seconds to shut down

Expansion key:

1. When turned on, press this button, The LED light flashes briefly while switching frequency conversion. The motor will upshift from frequency 1 to frequency 9, and then press this button to cycle through frequency 9-1, 2, 3, 4- to continue frequency conversion. When the motor is in any stretching vibration frequency state, press and hold for 1.5 seconds, and the motor will enter standby mode.

Sucking key:


1. In the power on state, press this button and the LED light will flash once while switching frequency conversion. The motor will shift from frequency 1-9, increase the frequency to frequency 9, and then press this button again. The frequency will cycle 9-1, 2, 3, 4- to continue frequency conversion. When the motor is in any suction frequency state, press and hold for 1.5 seconds, and the motor will enter standby mode.

Charging method: Magnetic suction charging. Please charge before use. The charging status indicator light is flashing white and always on when fully charged;


Charging time: generally about 2 hours to fully charge;

Usage time: greater than 60 minutes.

APP CONTROL



Scan the QR code to download the app
The IOS system can also search for "Mu Se" in the Apple Store.



Scan QR code or
Input 3084 to bind the device

• Download and install "Love Spouse", Register and log in.

• Click "+" to scan and bind the device.

• Before using APP control, Please activate the vibrator manually.

• Please allow APP to access Bluetooth.

【My Device】

a. **classic mode:** 9 classic vibration modes to choose from.

b. **musical mode:** The APP will automatically search for the music player in the mobile phone. If you click on a music player to play music, the device will vibrate as the rhythm changes.

c. **draw something:** Click and draw a line at will on the screen, save and name it. Click the triangle symbol on the name to enter the mode of free stroke saving. e. shake: The device will vibrate according to the shaking rhythm and amplitude of your phone.

d. **interactive:** Friends search can search by ID number, mobile phonenumber, and mailbox.

【Interaction】

Click the icon of the friend you want to interact with, the system will initiate an interactive invitation, click confirm. If the other party accepts your invitation, the interactive connection is successful. After the interactive connection is successful, the video is not turned on by default. You must first invite the other party's video and the other party agrees to open the video function before opening both parties.

【Message】

This APP supports sending text, pictures, voice, and vibration modes.

【Mine】

Account information, operating guide and settings

PRODUCT DESCRIPTION

Product Name	Stretching and sucking massage stick	Product model	ZLV301
Product material	ABS+silicone		
Product size	220*36*92mm		
Charging duration	About 2 hours	Working hours	About 1 hours
Input current	5V/1A	Charging mode	Magnetic suction charging
Working mode	9-frequency vibration /APP 9-band		

PACKING LIST

massage stick*1, instruction *1, Charging Cable *1

BEFORE USING

1. Please read the instructions carefully before use

2. Fully charged before the first use

3. Please keep the product clean, Don't use any corrosive detergent to clean it.

4. The product is prohibited for the age under 18.

WARNING

1. Please use the charging cable inside this package

2. Don't use the product while charging .

3. Don't disassemble or modify the toy by yourself to avoid damaging the toy.

4. Please keep it in a cool and dry place, escape the sunlight and high temperature environment.

This device complies with Part 15 of the FCC Rules. Operation is subject to the following two conditions: (1) this device may not cause harmful interference, and (2) this device must accept any interference received, including interference that may cause undesired operation

NOTE: This equipment has been tested and found to comply with the limits for a Class B digital device, pursuant to Part 15 of the FCC Rules. These limits are designed to provide reasonable protection against harmful interference in a residential installation. This equipment generates, uses and can radiate radio frequency energy and, if not installed and used in accordance with the instructions, may cause harmful interference to radio communications. However, there is no guarantee that interference will not occur in a particular installation. If this equipment does cause harmful interference to radio or television reception, which can be determined by turning the equipment off and on, the user is encouraged to try to correct the interference by one or more of the following measures:

- Reorient or relocate the receiving antenna.
- Increase the separation between the equipment and receiver.
- Connect the equipment into an outlet on a circuit different from that to which the receiver is connected.
- Consult the dealer or an experienced radio/TV technician for help.

Warning: changes or modifications not expressly approved by the party responsible for compliance could void the user's authority to operate the equipment

The devices has been evaluated to meet general RF exposure requirement , the device can be used in portable exposure condition without restriction