


尺寸 110*320mm
材质 157铜板
正反面印刷英文 内容一致
风琴折页

INSTRUCTIONS

ZH033



Please charge the product before using it for the first time

HOW TO USE THE APP

IOS

1.Search the App Store for"Love Spouse and download and install.

2. For the first login, click "+" to scan the product identification QR code or manually enter the product identification, and the device is successful.

3. Start the product switch, turn on the Bluetooth of the mobile phone, and click the "My Device" icon to play the product.


Android

1. Register as a member of"love spouse" by scanning the QR code on the APP.


2. For the first login, click "+" to scan the product identification QR code or manually enter the product identification, and the device is successful.

3. Start the product switch, turn on the Bluetooth of the mobile phone, and click the "My Device" icon to play the product.

Love Spouse QR



Product Identification Code (5754)



Operating instructions

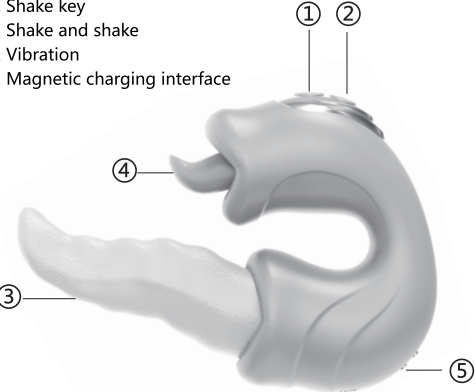
1. On/Off/Vibration Key

2. Shake key

3. Shake and shake

4. Vibration

5. Magnetic charging interface



1、 On/Off/Vibration Key

Press and hold the On/Off button for 1.5 seconds, the power button light will remain on, entering standby mode. Click the button again to activate the vibration function, and click again to switch between 9 vibration frequencies in a cycle. Press and hold the power button for 1.5 seconds to turn off the product.

2. Shake key

In standby mode, click the " " swing button to activate the swing function. Click the " " button again to switch between 9 swing frequencies in a cycle. Press and hold the " " button for 1.5 seconds to stop the function.

Specification parameters

Product Name: Vibration Swing Massager

Product size: 149 * 108 * 51.6mm

Product Material: Silicone+ABS

Function mode: 9 * 9 frequency

Voice level: ≤ 45dB

Rated voltage: 3.7V

Input current: 5V/1A

Waterproof performance: IPX6 waterproof rating

Charging method: Magnetic charging

Charging time: about 2 hours

Usage duration: about 1.5 hours

Suitable for people aged 18 and above

packing list

Swing massager * 1, product manual * 1, USB charging cable * 1.

instructions

1. Please read this manual carefully before use and use it according to the instructions provided.

2. Please charge the product before using it for the first time.

3. Please keep the product clean after use and do not use corrosive cleaning agents for cleaning.

4. This product is prohibited for minors under the age of 18 to use

precautions

1. Please use the standard USB charging cable for charging.

2. It is prohibited to use the product while charging.

3. This product is equipped with a built-in polymer lithium battery, which cannot be disassembled by oneself to avoid damage to the product.

4. After use, this product should be placed in a dry and ventilated place, avoiding direct sunlight.

正面

This device complies with Part 15 of the FCC Rules. Operation is subject to the following two conditions: (1) this device may not cause harmful interference, and (2) this device must accept any interference received, including interference that may cause undesired operation

NOTE: This equipment has been tested and found to comply with the limits for a Class B digital device, pursuant to Part 15 of the FCC Rules. These limits are designed to provide reasonable protection against harmful interference in a residential

installation. This equipment generates, uses and can radiate radio frequency energy and, if not installed and used in accordance with the instructions, may cause harmful interference to radio communications. However, there is no guarantee that interference will not occur in a particular installation.

If this equipment does cause harmful interference to radio or television reception, which can be determined by turning the equipment off and on, the user is encouraged to try to correct the interference by one or more of the following measures:

- Reorient or relocate the receiving antenna.
- Increase the separation between the equipment and receiver.
- Connect the equipment into an outlet on a circuit different from that to which the receiver is connected.
- Consult the dealer or an experienced radio/TV technician for help.

Warning: changes or modifications not expressly approved by the party responsible for compliance could void the user's authority to operate the equipment

The device has been evaluated to meet general RF exposure requirement , the device can be used in portable exposure condition without restriction