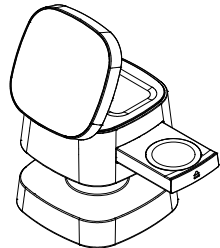


Night lamp magnetic 4 in 1 wireless charger

User manual



CE

FC

RoHS

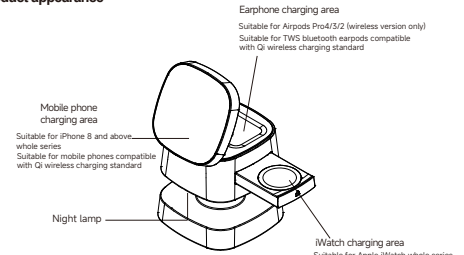
Made in China

Model: XH-X13

Product introduction

Thank you for purchasing our products! This product is a 4 in 1 wireless charger supports power charging of Qi compatible mobile phones/ iWatch/ TWS Bluetooth earphones. One wireless charger can charge up to 3 devices at the same time. It can also work as a night lamp. It brings you an easy charging experience without the hassle of entangling wires.

Product appearance



Mobile phone charging area

Suitable for iPhone 8 and above whole series

Suitable for mobile phones compatible with Qi wireless charging standard

Earphone charging area

Suitable for AirPods Pro4/3/2 (wireless version only)

Suitable for TWS bluetooth earpods compatible with Qi wireless charging standard

iWatch charging area

Suitable for Apple iWatch whole series

Night lamp

Press to pop out the iWatch charging part

Press to retract the iWatch charging part

Lift up the upper for charging mobile phone

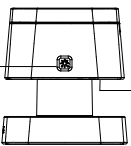
Input jack

Night lamp touch switch

1: Press once for 50% warm light brightness

2: Press twice, 100% brightness warm light

3: Three time press, turn off the light



Night lamp

Operating steps

1. Power on the device with the fast charger and Type-C charging cable we provide firstly.

2. After connected to the power supply, the night lamp will flash for 3 seconds and then turn off; then it will stay off when the wireless charger is in standby mode; it also stays off during charging. Night lamp in warm light will flash when metal objects are detected or charging status is abnormal.

3. When charging, For Qi-enabled devices (phones, Apple Watch, or TWS earbuds), Place devices on their designated areas; charging starts automatically within 1 second. When the device is fully charged or you want to terminate the charging, just remove it from the charging area.

Product parameters

Product name: 4 in 1 wireless charger

Input: 9V~3A

Mobile phone output: 5W/7.5W/10W/15W

Earphone output: 3W (max)

iWatch output: 2.5W (max)

Night lamp output: 1W (max)

Accessory list

Wireless charger*1

1M Type C Cable*1

User manual*1

Indicator status

Night lamp	Indicator status
Power connected	Warm light light up 3 seconds, then off
Standby	Off
Phone charging/Earphone charging/iWatch charging	Off
Metal objects or abnormal charging are detected	Warm light flashing

Certification standard

National Quality Assurance standard-Executive standard: GB/T1095-2003

CE Executive standard: EN55032, EN55035, EN61000-3-2, EN 61000

FCC Executive standard: FCC47 CFR Part 15c

UL Executive standard: UL62368

ROHS Executive standard: ROHS2.0

FAQ

1. Please put the phone/airPods/Watch at the center of charging area.

2. To achieve the fast charging, Please use a chargers supporting QC18W/PD20W or higher to supply power to the wireless charger.

3. The charging distance is 0-2mm, please do not use a protective case thicker than 2mm. (Magnetic and metal attachments or credit cards will influence the charging stability, please remove them before charging).

4. The watch has temperature control feature, when the temperature reaches 45°C, device will stop charging automatically. If the temperature become normal, it will continue to charge.

5. The lower the temperature, the faster the charging speed. The charging speed is faster in winter than in summer.

6. Please don't charge in high temperature and humid environments to avoid damage of circuit.

7. Keep out of reach of children to avoid unnecessary accidents.

8. Please place the charger away from flammable and explosive liquids or gases.

9. If you have any problems on this wireless charger, please feel free to contact the seller service, we will offer you a best solution within 24 hours. Your safety and experience is our top priority, we got it all covered.

FCC Caution

This device complies with part 15 of the FCC Rules. Operation is subject to the following two conditions: (1) This device may not cause harmful interference, and (2) this device must accept any interference received, including interference that may cause undesired operation.

Any changes or modifications not expressly approved by the party responsible for compliance could void the user's authority to operate the equipment.

NOTE: This equipment has been tested and found to comply with the limits for a Class B digital device, pursuant to Part 15 of the FCC Rules. These limits are designed to provide reasonable protection against harmful interference in a residential installation. This equipment generates, uses and can radiate radio frequency energy and, if not installed and used in accordance with the instructions, may cause harmful interference to radio communications. However, there is no guarantee that interference will not occur in a particular installation.

If this equipment does cause harmful interference to radio or television reception, which can be determined by turning the equipment off and on, the user is encouraged to try to correct the interference by one or more of the following measures:

Reorient or relocate the receiving antenna.

Increase the separation between the equipment and receiver.

Connect the equipment into an outlet on a circuit different from that to which the receiver is connected.

Consult the dealer or an experienced radio/TV technician for help.

FCC Radiation Exposure Statement

This equipment complies with FCC radiation exposure limits set forth for an uncontrolled environment. This equipment should be installed and operated with a minimum distance of 20 cm between the radiator and your body.