



Setup Photographs

Radiated Spurious Emission Above 1 GHz to 18GHz




Radiated Band edge and Spurious Emission Above 18 GHz to 40 GHz


Test position, X-axis




Test position, Y-axis




Test position, Z-axis




Radiated Spurious Emission Above 40 GHz



Radiated Spurious Emission Below 1 GHz



Radiated Spurious Emission Below 30 MHz



AC Power Line Conducted emissions

