

5KmAh 7.5W Magnetic Wireless Power Bank

Quick Setup Guide

BE-MQ2515W25 / BE-MQ2515W25-C



Before using your new product, please read these instructions to prevent any damage.

Package contents

- Magnetic wireless power bank
- 1 ft. (30.5 cm) USB-C to USB-C cable
- Quick Setup Guide

Compatibility

- 2024 iPhone Series
- iPhone 15 Series
- iPhone 14 Series
- iPhone 13 Series
- iPhone 12 Series
- AirPods / AirPods Pro
- Qi-enabled devices and more

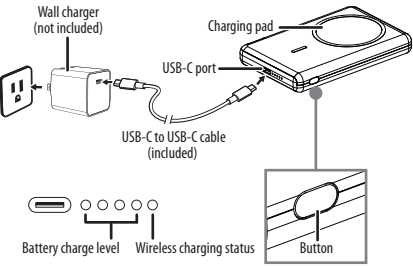
Features

- Keeps your devices powered with a 5,000mAh capacity
- MagSafe-compatible design for wireless charging
- Snaps into place magnetically to ensure an efficient charge
- Charge your iPhone with up to 7.5W (wireless)
- Charge your other Qi-enabled devices with up to 5W (wireless)
- Supports up to 15W of wired charging for your USB-C devices
- Recharges using the included USB-C cable
- Provides comfortable viewing with a built-in kickstand
- Backed by Best Buy

Note: For a better experience, we recommend a MagSafe or MagSafe-compatible phone case.

Charging your power bank

- 1 Connect the USB-C cable (included) from your power bank to your AC wall charger, then plug the AC wall charger into a wall outlet.



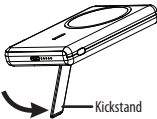
The indicator LEDs light to indicate the current charge level:

- | | | |
|---------|---------|---|
| ● ● ● ● | * ○ ○ ○ | 1 LED (blinking): <25% |
| ● ● ● ● | ● * ○ ○ | 1 LED on and 1 LED blinking: 25 to 50% |
| ● ● ● ● | ● ● * ○ | 2 LEDs on and 1 LED blinking: 50 to 75% |
| ● ● ● ● | ● ● ● * | 3 LEDs on and 1 LED blinking: 75 to 95% |
| ● ● ● ● | ● ● ● ● | 4 LEDs on: 95 to 100% full charged |

- 2 Unplug your power bank when it's fully charged.

Using your power bank

Pull out the kickstand on the back of your power bank (optional).

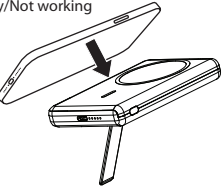


Wireless charging your device

Place your MagSafe-compatible or Qi-enabled device on the center of the wireless charging pad with the screen facing out.

Note: The wireless charging status LED indicates the following statuses:

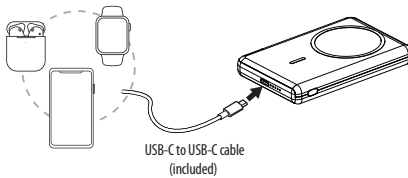
- **On:** Charging
- **Blinking:** Error or foreign object detected
- **Off:** Standby/Not working



Wired charging your device

- 1 Plug one end of the included USB-C cable into your power bank's USB-C port.
- 2 Plug the other end into your device. Your power bank automatically begins charging your device.

Note: If charging AirPods or an Apple Watch, press the button twice to start the low current charging mode (for low-power charging devices), double-click again to exit or automatically exit after two hours. Four LEDs blink in sequence indicating Low Power mode is turned on.



Charging two devices

When wireless charging and USB-C output are performed at the same time, the USB-C output takes precedence.

Checking your battery charge level

When you press the button, the four LEDs indicate the battery charge level.

CAUTION: When an error occurs, all four LED indicators will blink simultaneously. Unplug your power bank if this occurs.

Troubleshooting

Device is not charging or charges slowly.

- Make sure that your device is positioned in the center of the charging pad.
- Make sure that there are no other objects on the charging pad.
- When a metal object is detected or the charger gets too warm, the wireless charging status LED blinks. The power bank enters protection mode until the issue is resolved.
- Try removing your device's case.
- Make sure that your device supports wireless charging.
- Using the phone while it is charging will make it charge more slowly.
- Wireless charging technology is slower than wired chargers. This is normal.

My device gets warm while charging.

It is normal for devices to get warm while charging.

Specifications

Note: Power bank output capacity will be less than the built-in battery capacity. Performance varies based on settings and environmental conditions, and decreases over time and with use.

- **Dimensions (H × W ×D):** 4.02 × 2.68 × 0.55 in. (10.2 × 6.8 × 1.4 cm)
- **Weight:** 5.29 oz. (150 g)
- **USB-C input/output:** 5V/3.0A
- **Wireless charging output:** 7.5W Max
- **Battery capacity:** 5,000mAh/3.7V (18.5Wh)

Safety information

- Do not place metal objects between devices and the wireless charging pads.
- Recharge the power bank if it has not been used for more than 90 days.
- Risk of fires and burns. Do not open, crush, heat above 140° F (60° C), or incinerate. Follow the instructions.
- Operating environment temperatures: 32~95° F (0~35° C)
- Do not place this device in fire or other excessively hot environments.
- This product is intended for home office use, and for indoor use only.
- Consult local staff before using the product near medical or industrial equipment or on board an aircraft.
- Unplug the power bank if not used for an extended period of time.
- Make sure that your mobile phone is compatible with wireless charging before using.
- Make sure that the charging plate is placed on a flat surface.
- Make sure that the mobile phone does not move away from the charging pad's wireless inductive charging area. Most non-metallic protective cases can be used for charging. The thickness of the case should not exceed 0.1 in. (3 mm). Make sure that the case contains no metal.
- When metal is placed in the charging area, the charging plate automatically recognizes the metal and turns the power off. Normal charging resumes when the metal is removed.
- When the temperature of the charging pad is too high, the automatic protection mode turns on and the power bank turns off. Unplug the power supply then use the charging pad when it returns to a normal temperature.

Warnings

- Do not drop, disassemble, open, crush, bend, deform, puncture, shred, microwave, incinerate, paint, submerge in a liquid, or insert foreign objects into the power bank.
- Keep power banks out of the reach of children. Children should be supervised when a power bank is in use.
- Do not expose power banks to heat or fire. Do not store in direct sunlight or in a vehicle.
- Do not use or charge a damaged power bank. In the event of a power bank leaking, keep away from skin and eyes. Wash any affected area with large amounts of water and seek medical attention.
- Power banks need to be charged before use. Always use the correct cable and refer to the power bank manufacturer's instructions for proper charging instructions.
- Do not use any cable other than that specifically provided or recommended by the power bank manufacturer.
- Do not use a damaged cable to charge or discharge a power bank.
- Do not leave a power bank on prolonged charge when not in use.
- Disconnect the power bank from the charging source once full.
- Observe the dedicated input and output ports for receiving and providing power on the power bank and the device to be charged to ensure correct use.
- Do not use any power bank which is not designed for use with the device you wish to charge. Refer to the device's manual for proper charging instructions.
- When possible, detach the cable(s) from power bank when not in use.
- Only use the power bank in the application for which it was intended.
- Store the power bank in a cool, dry place when not in use. When a power bank is not used for prolonged periods, the power bank should be charged periodically in order to maintain power bank life.
- Dispose of the power bank properly.

- Keep all instructions provided with the device for future reference.
- People with pacemakers should keep away from the magnets. The magnets can negatively affect the function of the pacemaker.
- Do not place any bank or similar cards with magnetic strips or magnetically sensitive objects on the product. The data on the cards could be damaged or completely deleted.
- Ensure that there are no metal parts on the back of your device. Metal heats up significantly in the field of an induction charger and can damage your device and/or the charger.

Legal notices

FCC compliance

This device complies with part 15 of the FCC Rules. Operation is subject to the following two conditions:

(1) This device may not cause harmful interference, and (2) this device must accept any interference received, including interference that may cause undesired operation.

FCC Caution:

Changes or modifications not expressly approved by the party responsible for compliance could void the user's authority to operate the equipment.

FCC Statement:

This equipment has been tested and found to comply with the limits for a Class B digital device, pursuant to part 15 of the FCC Rules. These limits are designed to provide reasonable protection against harmful interference in a residential installation. This equipment generates, uses, and can radiate radio frequency energy and, if not installed and used in accordance with the instructions, may cause harmful interference to radio communications. However, there is no guarantee that interference will not occur in a particular installation.

If this equipment does cause harmful interference to radio or television reception, which can be determined by turning the equipment off and on,

the user is encouraged to try to correct the interference by one or more of the following measures:

- Reorient or relocate the receiving antenna.
- Increase the separation between the equipment and receiver.
- Connect the equipment into an outlet on a circuit different from that to which the receiver is connected.
- Consult the dealer or an experienced radio/TV technician for help.

FCC Radiation Exposure Statement:

The device has been evaluated to meet general RF exposure requirement. The device can be used in portable exposure condition without restriction.

RSS-Gen statement:

This device contains licence-exempt transmitter(s)/receiver(s) that comply with Innovation, Science and Economic Development Canada's licence-exempt RSS(s). Operation is subject to the following two conditions:

1. This device may not cause interference.
2. This device must accept any interference, including interference that may cause undesired operation of the device.

Ce dispositif contient des émetteurs exonérés de permis(s)/récepteurs)s

2. Ce dispositif doit accepter toute interférence, y compris les interférences qui sont conformes aux RSS (s) exemptés de licence du Canada. L'opération est soumise aux deux conditions suivantes :

1. Cet appareil peut ne pas causer d'interférences.
2. Ce dispositif doit accepter toute interférence, y compris les interférences qui peuvent provoquer un fonctionnement indésirable de l'appareil.

RSS-102 Statement

This equipment complies with IC RSS_102 radiation exposure limits set forth for an uncontrolled environment. Cet équipement est conforme aux limites d'exposition aux radiations IC CNR_102 établies pour un environnement non contrôlé.

One-year limited warranty

Visit www.bestbuy.com/bestbuyessentials for details.

Contact Best Buy essentials

For customer service, call 1-877-467-4289 (U.S. and Canada) www.bestbuy.com/bestbuyessentials

Best Buy essentials is a trademark of Best Buy and its affiliated companies. Distributed by Best Buy Purchasing, LLC. 7601 Penn Ave South, Richfield, MN 55423 U.S.A. ©2024 Best Buy. All rights reserved.