



# **Test setup photo of EUT**

## **1. Photo of Radiated Spurious Emission Test (9 kHz ~ 30 MHz)**





## **3. Photo of Radiated Spurious Emission Test (30 MHz ~ 1 000 MHz)**




**Model name: SM-ETEE100**

### **3. Photos of AC Power line emission Test**



**Model name: SM-ETEE100**


## 4. Photos of MPE Test



Model name: SM-ETEE100



**Point A**



**Point B**




**Model name: SM-ETEE100**

**Point C**




**Point D**



**Model name: SM-ETEE100**

## Point E



Model name: SM-ETEE100