

# 东莞市迪曼电子有限公司

Dongguan Diman Electronics Co., LTD

地址：广东省东莞市清溪镇清溪金龙路43号

Address : No.43 JinLong Road, aingxi Town, DongGaunCity,GuangDong Province,China 523660

## Product specification

### Quick Reference Date

	Antenna module on the system board	
Frequenc Range	2400 ~ 2500MHz	
Ant. Port Input Pwr. (dBm)	0 (Typ. BT class 2 output power)	
Tot. Rad. Pwr. (dBm)	-1.2 (Input pwr - loss pwr)	
Peak EIRP(dBm)	1.2	
Directivity (dBi)	1 (all direction antenna)	
Efficiency (dB)	6 0.2 %	
Gain (dBi)	1.2 (Peak Gain XY-plane)	
Maximum Power (dBm)	1.7 (XY-plane)	
Minimum Power (dBm)	-4(XY-plane)	
Avg. Power (dBm)	-0.5(XY-plane)	
Input Impedence(ohm)	50	
Polarization Type	V ertical & Horizontal	
V . S .W .R	< 1.4	

All the technical data and information contained herein are subject to change without prior notice

### Antenna Layout & module on the system board

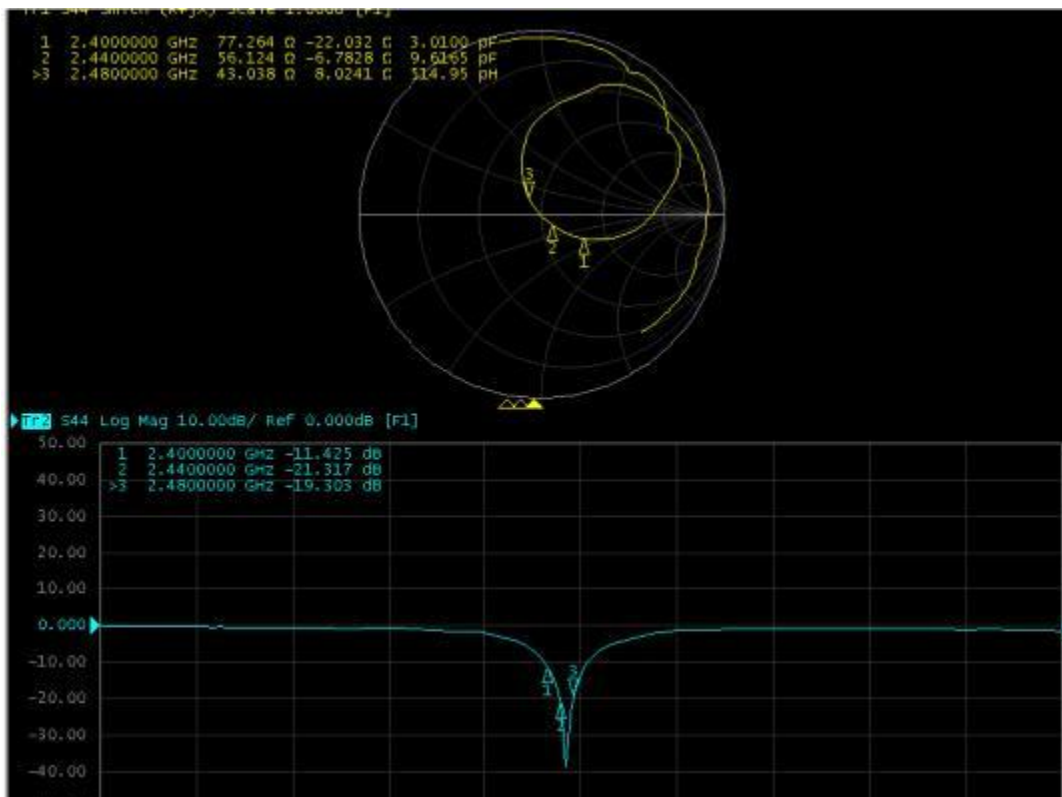


## Antenna Gain

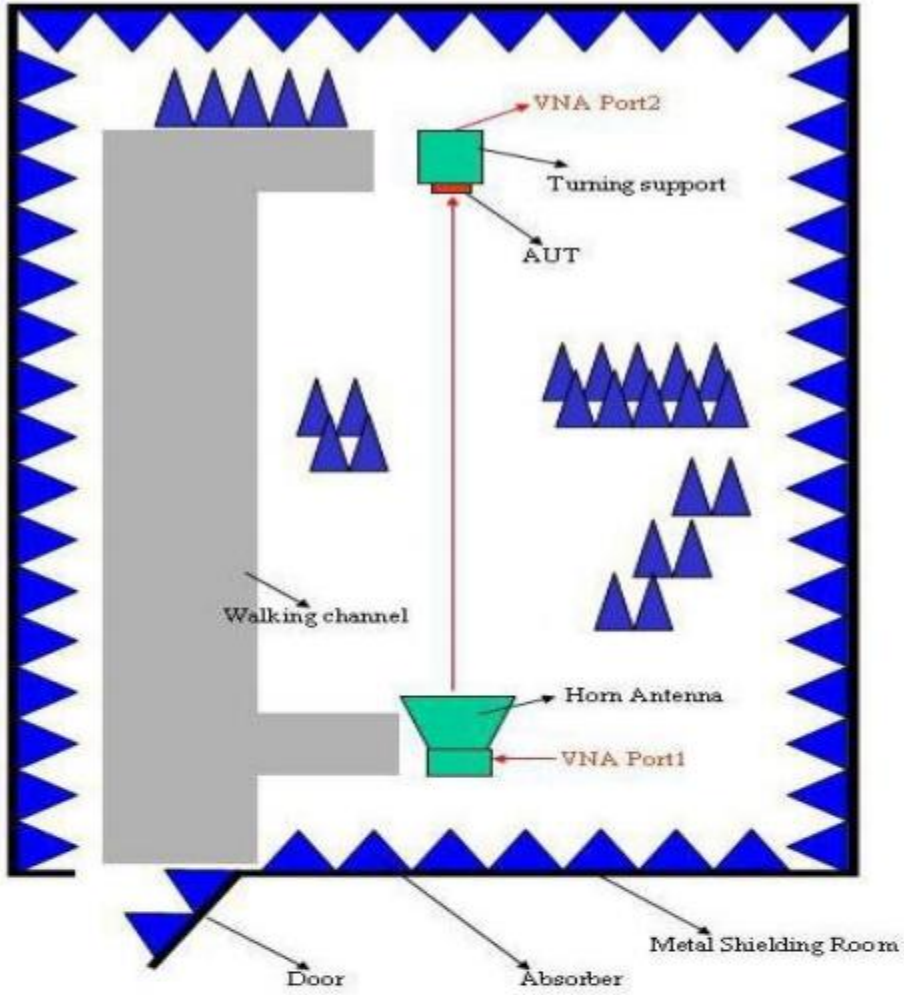
## Gain Table

Unit in dBi @2.44GHz	XY-plane		XZ-plane		YZ-plane		Efficiency
	Peak	Avg.	Peak	Avg.	Peak	Avg.	
Module Board	1.2	-0.5	1.1	-3.6	1.1	-3.0	6 0.2 %

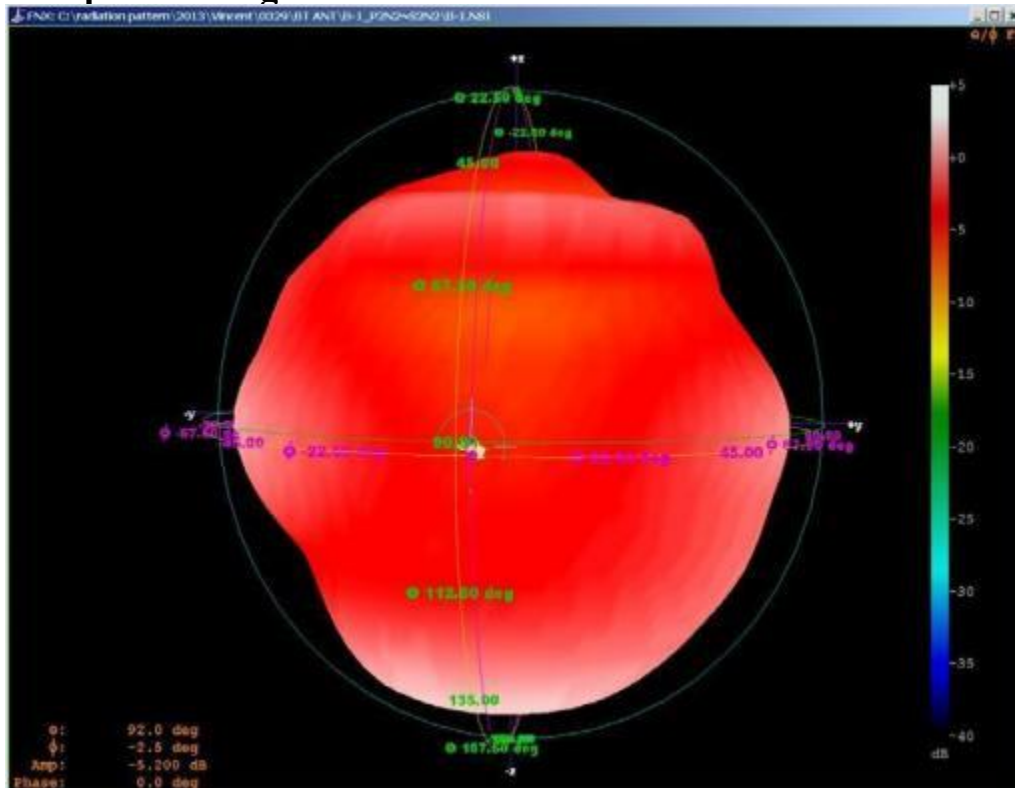
## Return Loss



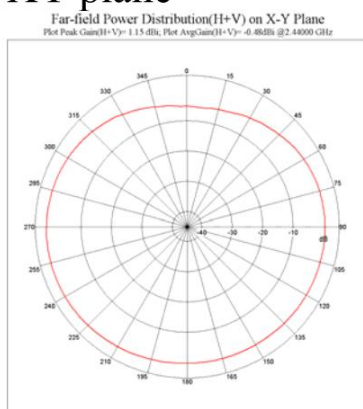
# The Environment of Antenna Radiation Pattern



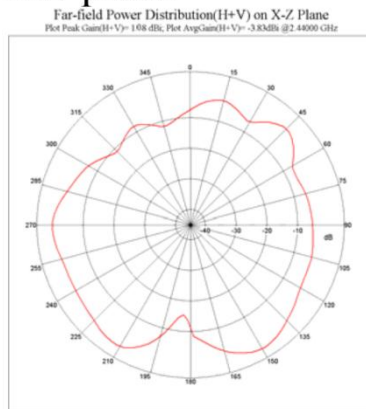
# 3D radiation pattern diagram



## XY-plane



## XZ-plane



## YZ-plane

