

## Internal Photographs Exhibit

**Model Number:** GUS-1000-A

**FCC ID:** 2BHMUGUS1000A


**Applicant:** Bright Uro

**Date:** 8/13/2025


### Purpose

This exhibit provides **clear and detailed internal photographs** of the subject device to show the placement and construction of all internal components related to **RF circuitry, shielding, antennas, power circuitry, and modular components**, as required under **FCC §2.1033(b)(7)**.

### 1. Overview of Main PCB (Component Side)




## 2. Overview of Main PCB (Solder Side)




Main\_PCB\_Bottom.jpg

## 3. Close-up of RF Section




RF\_Closeup.jpg

#### 4. Antenna



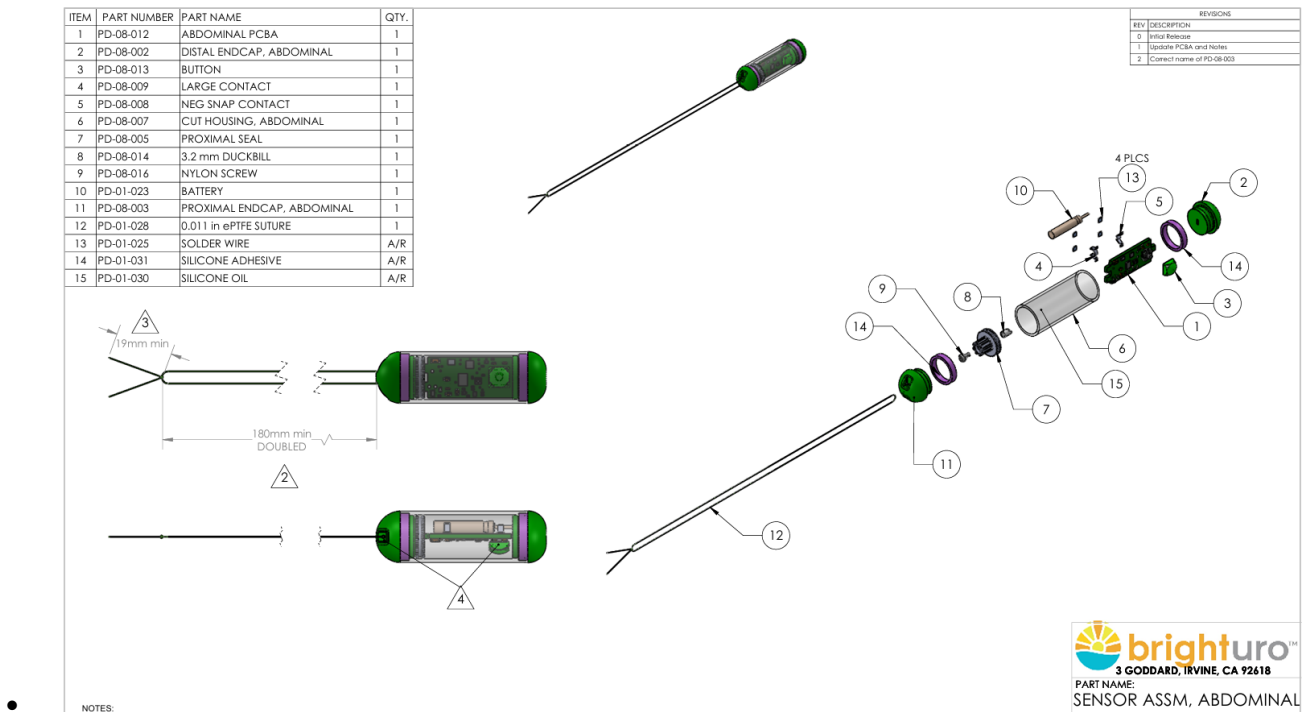
Antenna\_Closeup.jpg

#### 5. Power Supply Section



PowerSupply.jpg

8. Overall Device Assembly (Exploded View if available)



Exploded View.jpg

Notes (if applicable)

- All photos are representative of the production unit.
- No photos have been digitally altered except for cropping or brightness adjustments to improve visibility.