



Exhibit: Test Setup Photos
FCC ID: 2BHMSA1452201

TR-7169014294-TESTPHO-000


Client	NEC Corporation	
Product	PF54A0-mb480-05 Radio Unit for wireless base station	
Standard(s)	FCC Part 96	

Figure 1 – Radiated Emissions Setup – Photo 1



Figure 2 – Radiated Emissions Setup – Photo 2





Client	NEC Corporation	
Product	PF54A0-mb480-05 Radio Unit for wireless base station	
Standard(s)	FCC Part 96	

Figure 3 – Radiated Emissions Setup – Photo 3




Client	NEC Corporation	
Product	PF54A0-mb480-05 Radio Unit for wireless base station	
Standard(s)	FCC Part 96	

Figure 4 – Antenna Port Conducted Emissions / Protocol – Photo 4

