



Instructions

Product manual



Power bank function description

1. Charging the device

Wired connection: The Type-C port of the product can be connected to a mobile phone for charging.

Magnetic suction wireless charging function: Attach the device that needs to be charged to the magnetic suction of the product, click the button to display the light (green light), which activates the wireless charging power output.

2. Charge the power bank (Note: Type-C port supports bidirectional output and input)

Plug the adapter into a home wall outlet and connect it to the Type-C port of this product for charging.

3. Check the remaining battery level

Click on the power switch button of the product to view the remaining battery level. When fully charged, it is displayed as a 4-bar white light, with each bar representing 25% of the battery level. When the battery level is low or charging, the white light flashes and remains on for a long time.

The green light indicates that wireless charging is underway. The red light indicates that wireless charge does not work.

Precautions

*Please charge the battery at least once every 3 months if it will not be used for a long time. During the use of this device, it will be slightly hot, but it is normal that it is not hot.

*Always keep the product dry and do not use chemical agents for cleaning and scrubbing. Please take care of the environment, recycle this device at the designated location, and do not dispose of it arbitrarily.

*Children or persons who are not equipped to use this device alone must use this device under the supervision of an adult.

*Do not bump, disassemble, pierce, crush, or expose this device to moisture.

*Do not apply this power bank to devices that do not meet the output parameter requirements, it may cause malfunction or fire.

FAQ

*When the power bank cannot be charged:

- Please check whether the power adapter is suitable, the connector used, and whether the converter is normal.
- It is recommended to choose a suitable brand of power adapter for charging.

*When the power bank cannot charge other devices:

- The power bank is too low, please charge it before using it.
- If the internal circuit of the power bank is faulty, please contact the after-sales service department of the local dealer for help.

Made In China



User guide

1. This product is compatible with most of all mobile phone models commonly available on the market.
2. This product has wired output power supply and supports more than 99% of mobile phones.
3. Portable and small to carry around, can be placed on the desktop, with the use.
4. Magnetic wireless charging, compatible with Apple 12/13/14/15 series mobile phones



Packaging List

- Power Bank * 1
- Instruction Manual * 1
- Charging Cable * 1



Product Performance

- Wireless charge 5W/7.5W
- Supports charging while discharging
- Intelligent chip identification charge and discharge function protection

Remarks: Description of wireless charging functions

*Place the phone on the wireless charger, click the switch button to turn on the wireless charging function.

*When using the charger to charge the mobile power supply and using the wireless charging function to charge the device at the same time, only the ordinary 5W wirelessLine charging function.

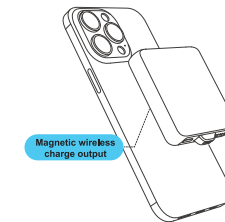
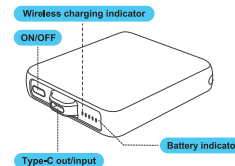
*During the charging process of the mobile power supply, in a fully charged state, since the charging protocol is switched to the 5V input state, it is turned on at this time. In wireless charging mode, only ordinary 5W charging can be performed. When you stop charging the power bank, it will restart automatically, and Wireless charging can enter fast charging mode.

*When using PD12V charger to charge the power bank, because this function does not support 12V power supply, wireless charging feature will be turned off.



Specifications

| | |
|-----------------------|------------------------------|
| Name | Magnetic wireless power bank |
| Product model | T16 |
| Type of cell | Lithium polymer battery |
| Battery capacity | 5000mAh |
| Type-C input | DC 5V=2.4A |
| Type-C output | DC 5V=2.4A |
| Wireless output | 5W/7.5W |
| Product Size | 72*63.5*15mm |
| Executive standard | GB/T35590-2017 |
| Operating temperature | 10°C 40°C |



宽120mm 高110mm

FCC Warning Statement:

Changes or modifications not expressly approved by the party responsible for compliance could void the user's authority to operate the equipment. This equipment has been tested and found to comply with the limits for a Class B digital device, pursuant to Part 15 of the FCC Rules. These limits are designed to provide reasonable protection against harmful interference in a residential installation. This equipment generates uses and can radiate radio frequency energy and, if not installed and used in accordance with the instructions, may cause harmful interference to radio communications. However, there is no guarantee that interference will not occur in a particular installation. If this equipment does cause harmful interference to radio or television reception, which can be determined by turning the equipment off and on, the user is encouraged to try to correct the interference by one or more of the following measures:

- - Reorient or relocate the receiving antenna.
- - Increase the separation between the equipment and receiver.
- - Connect the equipment into an outlet on a circuit different from that to which the receiver is connected.
- - Consult the dealer or an experienced radio/TV technician for help.

FCC Radiation Exposure Statement

The device has been evaluated to meet general RF exposure requirement. The device can be used in portable exposure condition without restriction.

This device complies with Part 15 of the FCC Rules. Operation is subject to the following two conditions:

- (1) This device may not cause harmful interference, and
- (2) This device must accept any interference received, including interference that may cause undesired operation.

The magnetic function only adjusts the charging position.