



D8

User's manual

Attentions

SWITCH OFF IN HOSPITALS

Please abide by relevant provisions or regulations. Please turn off your mobile phone near medical equipment.

SWITCH OFF WHEN REFUELING

Don't use the phone at a refueling point, Don't use near fuel or chemicals.

SIM CARDS ARE PORTABLE

Keep your phone, phone parts and accessories out of children's reach.

BATTERY

Please do not destroy or damage the battery, it can be dangerous and cause fire. Please do not throw battery in fire to avoid hazard. When battery cannot be used, please dispose in safe environment. If the battery or the charger is broken or old, please stop using them, and replace with certified genuine battery.

USE QUALITY EQUIPMENT

Use authorized equipment to avoid danger.

ROAD SAFETY COMES FIRST

Give full attention while driving. Park before using your phone. Please follow traffic rules of local citytown.

INTERFERENCE

All wireless devices may be susceptible to cause interference, which could affect performance.

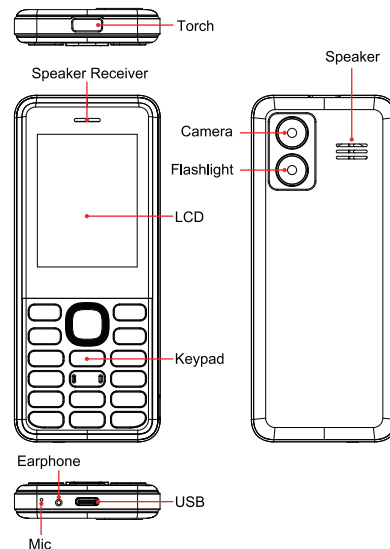
SWITCH OFF IN AIRCRAFT

Wireless devices can cause interference in aircraft. It's not only dangerous but also illegal to use mobile phone in an aircraft.

Get Started

Get to grip with the basics and have your phone up and running in no time.

Over view



Keys definition:

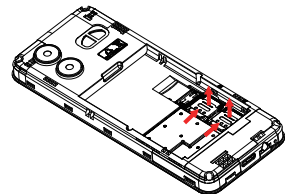
Keys	Definition
Power key(End key)	Press it to end a call being dialed or end an ongoing call. Press it to exit the menu and return to the standby state. You can hold it for two or three seconds can power on/off the mobile phone.
Dial key	Press it to originate a call by entering the called number or selecting a contact from the phonebook. Press it to receive an incoming call. Press it in standby state to show the latest call records ,if you want to dial a call.
Direction key	Press them to scroll the options when browsing a function list. In edit state, press direction keys to navigate.
Left and right soft key	The bottom line on the screen displays the functions of the Left and Right soft key.
OK key	Press it to confirm a selection.
Number keys, * key and # key	Press number keys 0 through 9 to input or edit state to input numbers and characters. On the standby screen, you can hold down * to lock the keyboard, press the left soft key, and press * to unlock the keyboard. Press two times the key * to input "*" in standby interfare. When the symbol "*" appears. Press the * key quickly to input "P" or "W","P" and "W" are used for calling the extension; "*" are used for dialing an international call.

Insert SIM card

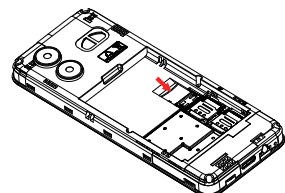
- 1.Remove the battery cover



- 2.Put the SIM card into the slot



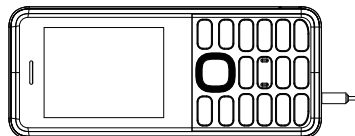
- 3.Put the SD card into card slot



Tip: The SIM/SD card are small parts, Please keep away from Children to avoid swallowing the card by accident. Please do not touch the metal surface of SIM card and away from electromagnetic field to avoid damage data.

Charge the Battery

Charge the battery before using it. Connect the USB cable to the USB power adaptor, and then plug the end of the USB cable into the USB Port.



Settings

Call Settings

In this menu, you can set according to different situations. (Dual-SIM, Call divert, Call waiting, Call barring, Hide ID, Others.)

Phone settings

In this menu, you can set according to your preferences and in different situations (Time & date, Language settings, Shortcut settings, Auto power on/off, Power management, Restore factory settings).

Notes: The password is 1234.

Display settings

In this menu, you can set according to your preferences and in different situations (Animation effect, Wallpaper settings, Idle display settings, Screen saver settings, Contrast, Keypad backlight time, Auto keypad lock).

Security settings

This function provides you with related settings about safety use (PIN, Modify PIN2, Phone locked, Modify the cellphone password, Privacy , Lock screen by end-key, Fixed dialing number, Blacklist).

Profiles

The mobile phone provides multiple user profiles, so that you can customize some settings to adapt to the specific events and environments. (Normal, Silent, Indoor, Outdoor, etc)

Connectivity

In this menu, you can set according to different situations. (Network account, Data Service, Data roaming, Preferred data SIM, Network selection, Network type, VoLTE)

Warnings and notes

IMPORTANT INFORMATION ON SAFE AND EFFICIENT OPERATION. Read this information before using your phone. For the safe and efficient operation of your phone, observe these guidelines:

Potentially explosive at atmospheres: Turn off your phone when you are in any areas with a potentially explosive atmosphere, such as fueling areas (gas or petrol stations, below deck on boats), storage facilities for fuel or chemicals, blasting areas and areas near electrical blasting caps, and areas where there are chemicals or particles (Such as metal powders, grains, and dust) in the air. **Interference to medical and personal Electronic Devices:** Most but not all electronic equipment is shielded from RF signals and certain electronic equipment may not be shielded against the RF signals from your phone.

Audio Safety: This phone is capable of producing loud noises which may damage your hearing. When using the speaker phone feature, it is recommended that you place your phone at a safe distance from your ear.

Other Media Devices, hospitals: If you use any other personal medical device, consult the manufacture of your device to determine if it is adequately shielded from external RF energy. Your physician may be able to assist you in obtaining this information. Turn your phone OFF in health care facilities when any regulations posted in these areas instruct you to do so. Hospitals or health care facilities may be using equipment that could be sensitive to external RF energy.

Product statement on handling and use: You alone are responsible for how you use your phone and any consequences of its use.

You must always switch off your phone wherever the use of a phone is prohibited. Use of your phone is subject to safety measures designed to protect users and their environment.

Always treat your phone and its accessories with care and keep it in a clean and dust-free place.

Battery: Please note that use of certain data applications can result in heavy battery use and may require frequent battery charging. Any disposal of the phone or battery must comply with laws and regulations pertaining to lithium-ion or lithium-ion polymer batteries.

Faulty and damaged products: Do not attempt to disassemble the phone or its accessory. Only qualified personnel must service or repair the phone or its accessory. If your phone or its accessory has been submerged in water, Punctured, or subjected to a severe fall, do not use it until you have taken it to be checked at an authorized service center.

WARRANTY CARD

Customer's information

Customer's Name: _____

Contact No: _____

Email: _____

Address: _____

Product and Dealer's Information

Model: _____

Color: _____

IMEI: _____ DD MM YYYY

Dealer's Name: _____

Date of purchase: _____

Invoice No: _____

Promoter's Information

Promoter's Name: _____

Promoter's Contact No: _____

FCC Warning

This device complies with part 15 of the FCC Rules. Operation is subject to the following two conditions: (1) This device may not cause harmful interference, and (2) this device must accept any interference received, including interference that may cause undesired operation.

Any Changes or modifications not expressly approved by the party responsible for compliance could void the user's authority to operate the equipment.

Note: This equipment has been tested and found to comply with the limits for a Class B digital device, pursuant to part 15 of the FCC Rules. These limits are designed to provide reasonable protection against harmful interference in a residential installation. This equipment generates uses and can radiate radio frequency energy and, if not installed and used in accordance with the instructions, may cause harmful interference to radio communications. However, there is no guarantee that interference will not occur in a particular installation. If this equipment does cause harmful interference to radio or television reception, which can be determined by turning the equipment off and on, the user is encouraged to try to correct the interference by one or more of the following measures:

- ▶ -Reorient or relocate the receiving antenna.
- ▶ -Increase the separation between the equipment and receiver.
- ▶ -Connect the equipment into an outlet on a circuit different from that to which the receiver is connected.
- ▶ -Consult the dealer or an experienced radio/TV technician for help.

Specific Absorption Rate (SAR) information:

This mobile phone1 meets the government's requirements for exposure to radio waves. The guidelines are based on standards that were developed by independent scientific organizations through periodic and thorough evaluation of scientific studies. The standards include a substantial safety margin designed to assure the safety of all persons regardless of age or health.

FCC RF Exposure Information and Statement

The SAR limit of USA (FCC) is 1.6 W/kg averaged over one gram of tissue. Device types: mobile phone1 (FCC ID: 2BHL4-KD89109) has also been tested against this SAR limit. The highest SAR value reported under this standard during product certification for use at the ear is 1.371W/kg and when properly worn on the body is 1.435W/kg. the simultaneous transmission SAR value is 1.496W/kg on the head and 1.498W/ kg on the body. This device was tested for typical body-worn operations with the back of the handset kept 10mm from the body. To maintain compliance with FCC RF exposure requirements, use accessories that maintain a 10mm separation distance between the user's body and the back of the handset. The use of belt clips, holsters and similar accessories should not contain metallic components in its assembly. The use of accessories that do not satisfy these requirements may not comply with FCC RF exposure requirements, and should be avoided.

Body-worn Operation

This device was tested for typical body-worn operations. To comply with RF exposure requirements, a minimum separation distance of 10mm must be maintained between the user's body and the handset, including the antenna. Third-party belt-clips, holsters, and similar accessories used by this device should not contain any metallic components. Body-worn accessories that do not meet these requirements may not comply with RF exposure requirements and should be avoided. Use only the supplied or an approved antenna.