



RF EXPOSURE REPORT

Applicant	:	Shenzhen Ameta Technology Co.,Ltd.
Address of Applicant	:	501, BLDG 4, Pingshan MinQi Technology Park, No.65 Lishan Road, Pingshan Community, Taoyuan Street, Nanshan District, Shenzhen, Guangdong, China
Manufacturer	:	Shenzhen Ameta Technology Co.,Ltd.
Address of Manufacturer	:	501, BLDG 4, Pingshan MinQi Technology Park, No.65 Lishan Road, Pingshan Community, Taoyuan Street, Nanshan District, Shenzhen, Guangdong, China
Equipment under Test	:	REMOTE
Model No.	:	DR-ATS21G
FCC ID	:	2BHJX-ATS21GR2425
Test Standard(s)	:	KDB447498 D01 General RF Exposure Guidance v06
Report No.	:	DDT-RE25061317-1E02
Issue Date	:	2025/09/03
Issue By	:	Guangdong Dongdian Testing Service Co., Ltd. Unit 2, Building 1, No. 17, Zongbu 2nd Road, Songshan Lake Park, Dongguan, Guangdong, China, 523808

REPORT

Table of Contents

1. General Test Information.....5

1.1. Description of EUT5

1.2. Accessories of EUT5

1.3. Test laboratory5

2. RF Exposure evaluation for FCC6

2.1. Assessment procedure.....6

2.2. Assess result.....6

Test Report Declare

Applicant	:	Shenzhen Ameta Technology Co.,Ltd.
Address of Applicant	:	501, BLDG 4, Pingshan MinQi Technology Park, No.65 Lishan Road, Pingshan Community, Taoyuan Street, Nanshan District, Shenzhen, Guangdong, China
Equipment under Test	:	REMOTE
Model No.	:	DR-ATS21G
Manufacturer	:	Shenzhen Ameta Technology Co.,Ltd.
Address of Manufacturer	:	501, BLDG 4, Pingshan MinQi Technology Park, No.65 Lishan Road, Pingshan Community, Taoyuan Street, Nanshan District, Shenzhen, Guangdong, China




Test Standard Used:

KDB447498 D01 General RF Exposure Guidance v06

We Declare:

The equipment described above is tested by Guangdong Dongdian Testing Service Co., Ltd. and in the configuration tested the equipment complied with the standards specified above. The test results are contained in this test report and Guangdong Dongdian Testing Service Co., Ltd. is assumed of full responsibility for the accuracy and completeness of these tests.

Report No.:	DDT-RE25061317-1E02		
Date of Receipt:	2025/07/08	Date of Test:	2025/07/08~2025/08/05

Created: Jacky Huang	Reviewed: Johnson Huang	Approved: Damon Hu
		
2025/08/05	2025/09/03	2025/09/03

Note: This report applies to above tested sample only. This report shall not be reproduced in parts without written approval of Guangdong Dongdian Testing Service Co., Ltd.

Revision History

Version	Revision Content	Issue Date	Approved
V0	Initial issue	2025/09/03	Damon Hu

1. General Test Information

1.1. Description of EUT

EUT Name	: REMOTE
Model Number	: DR-ATS21G
EUT Function Description	: Please reference user manual of this device
Power Supply	: DC 4.5V (3*1.5V AAA battery)
Antenna Type	: Internal antenna
Max Antenna Gain (dBi)	: 2.09

Note: The above EUT information is declared by manufacturer and for more detailed features description please refer to the manufacturer's specifications or User's Manual.

1.2. Accessories of EUT

Accessories	Manufacturer	Model number	Description
/	/	/	/

1.3. Test laboratory

Guangdong Dongdian Testing Service Co., Ltd.

Add.: Unit 2, Building 1, No. 17, Zongbu 2nd Road, Songshan Lake Park, Dongguan, Guangdong, China, 523808.

Tel.: +86-0769-38826678, <http://www.dgddt.com>, Email: ddt@dgddt.com.

CNAS Accreditation No. L6451; A2LA Accreditation Number: 3870.01

FCC Designation Number: CN1182, Test Firm Registration Number: 540522

Innovation, Science and Economic Development Canada Site Registration Number: 10288A

Conformity Assessment Body identifier: CN0048

VCCI facility registration number: C-20087, T-20088, R-20123, R-20240, G-20118

2. RF Exposure evaluation for FCC

2.1. Assessment procedure

According to 447498 D01 General RF Exposure Guidance v06

The 1-g and 10-g SAR test exclusion thresholds for 100 MHz to 6 GHz at test separation distances \leq 50 mm are determined by:

$[(\text{max. power of channel, including tune-up tolerance, mW})/(\text{min. test separation distance, mm})]$

$\cdot [\sqrt{f(\text{GHz})}] \leq 3.0$ for 1-g SAR and ≤ 7.5 for 10-g extremity SAR, where:

$f(\text{GHz})$ is the RF channel transmit frequency in GHz

Power and distance are rounded to the nearest mW and mm before calculation

The result is rounded to one decimal place for comparison

2.2. Assess result

Manufacturing Tolerance:

Mode	Antenna	Frequency [MHz]	Target (dBm)	Tolerance \pm (dB)
GFSK 1M (Peak)	Ant1	2440	1.19	1
		2457	-0.17	1
		2475	-0.11	1

Estimation Result:

Worse case is as below: [2440 MHz, 2.19 dBm, (1.66 mW) output power]

$(1.66/5) \cdot [\sqrt{2.440(\text{GHz})}] = 0.519 < 3.0$ for 1-g SAR

Then SAR evaluation is not required.

-----End Report-----